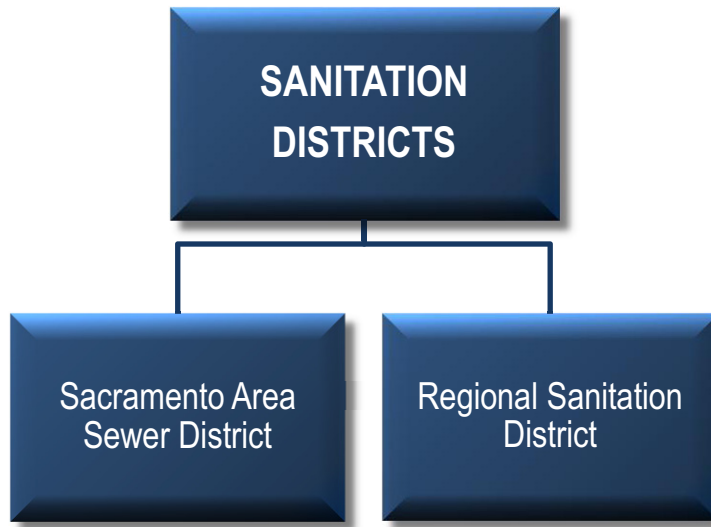


SANITATION DISTRICTS AGENCY

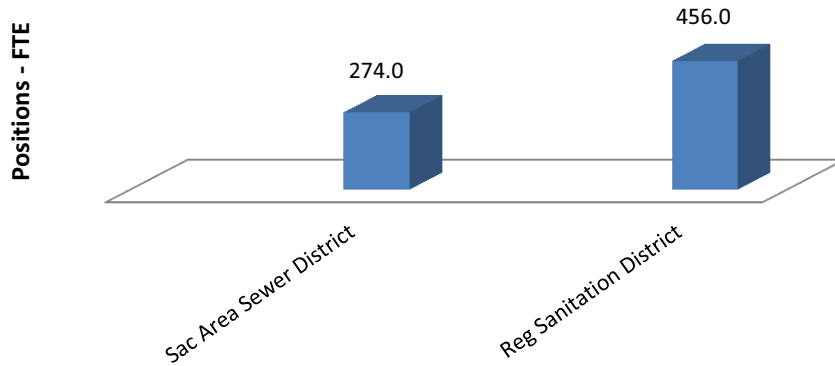
TABLE OF CONTENTS

	<u>BUDGET UNIT</u>	<u>PAGE</u>
INTRODUCTION		I-3
SACRAMENTO AREA SEWER DISTRICT	3005000	I-5
SACRAMENTO REGIONAL COUNTY SANITATION DISTRICT - SUMMARY.....	3028000	I-9
SACRAMENTO REGIONAL COUNTY SANITATION DISTRICT - OPERATIONS.....	3028000	I-11
DEPARTMENT OF INTERNAL SERVICES	3028500/ 3028510/ 3028650/ 3028660	I-12
DEPARTMENT OF POLICY AND PLANNING	3028410/ 3028440	I-13
OFFICE OF FINANCE	3028600	I-14
OFFICE OF PUBLIC AFFAIRS	3028670	I-15

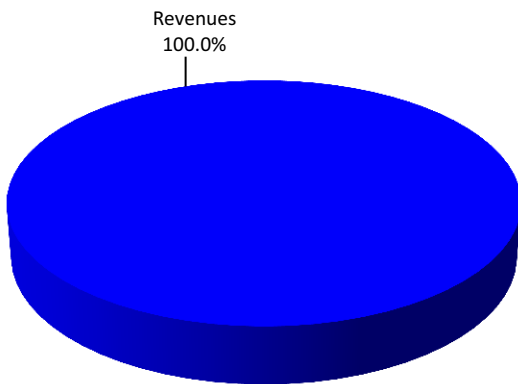
INTRODUCTION



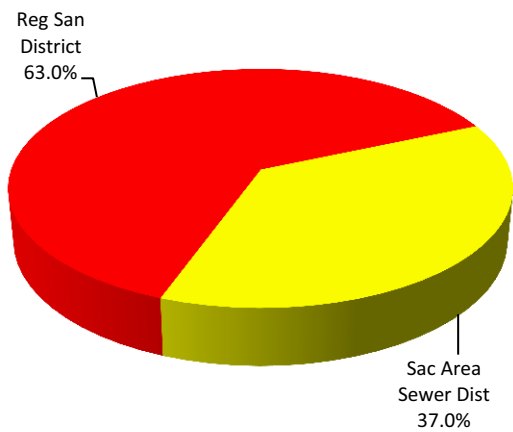
Staffing Trend



Financing Sources



Financing Uses



INTRODUCTION

The mission of the Sanitation Districts Agency (SDA) is to protect and enhance public health and the environment through safe collection, conveyance and treatment of wastewater in the Sacramento region. The Agency provides the staffing and labor to oversee and carryout the goals and missions of the Sacramento Area Sewer District (SASD) and the Sacramento Regional County Sanitation District (SRCSD), including the operation of the Sacramento Regional Wastewater Treatment Plant (SRWTP).

The Agency consists of five departments whose directors are responsible for the day to day activities to operate and maintain more than 3,000 miles of mainline pipe, 1,250 miles of lower lateral pipe, 98 pump stations, 145 miles of interceptor pipelines, and the SRWTP. The departments also oversee the master planning process and the plan, design, and construction of capital projects that are not included in the County's budget but in a separate budget document for SASD and SRCSD, respectively. The following departments report directly to the Agency:

Sacramento Regional County Sanitation District Operations – Provides wastewater conveyance, treatment and disposal for residents in the Sacramento Region. This department also operates and maintains an interconnected system of interceptor pipelines, pump stations and the SRWTP.

Policy and Planning – Monitors and directly engages in the regulatory process; advocates on federal and state issues; and works with regulatory agencies to develop permits for both SRCSD and SASD. The Department also evaluates life cycle costs to ensure current and future facilities are sustainable; administers a pretreatment program and local permit programs, new user investigations and initial permitting; and conducts incident response for suspected or actual illegal dischargers of wastewater to the collection system, interceptor or treatment plant.

Districts Finance – Provides financial oversight and support to both SRCSD and SASD; prepares Comprehensive Annual Financial Reports and other financial reports; issues bonds and manages the related debt service; sets rates and fees; reviews and monitors agency budgets; and develops financial policies and procedures.

Communications – Provides communications support to SRCSD and SASD for public outreach, print and web-based materials for both internal and external audiences, media relations, education programs, communications counsel and training, public meeting coordination, event management and strategic planning.

Sacramento Area Sewer District Operations – Provides sewer services to build, operate and, maintain the system of piping and pump stations that collect and convey wastewater from homes and businesses to the SRWTP.

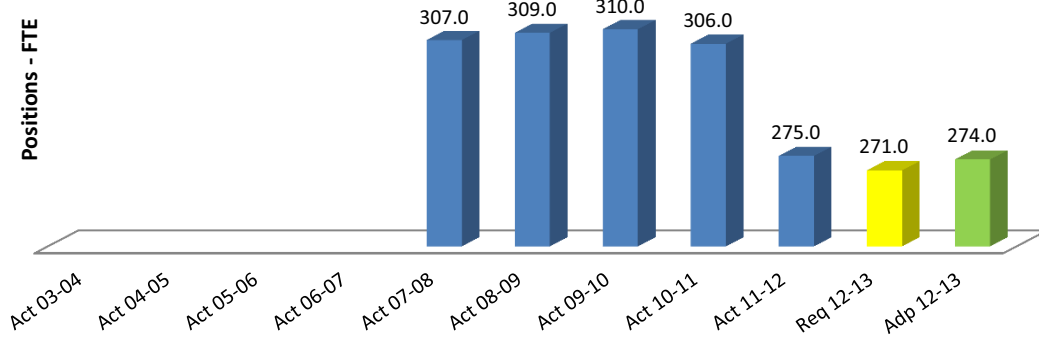
Sanitation Districts Agency Fund Centers/Departments

Fund	Fund Center	Department	Requirements	Financing	Net Cost	Positions
267A	3005000	Sacramento Area Sewer District	\$32,563,280	\$32,563,280	\$0	274.0
261A	3028000	Regional Sanitation District	55,392,821	55,392,821	0	456.0
TOTAL			\$87,956,101	\$87,956,101	\$0	730.0

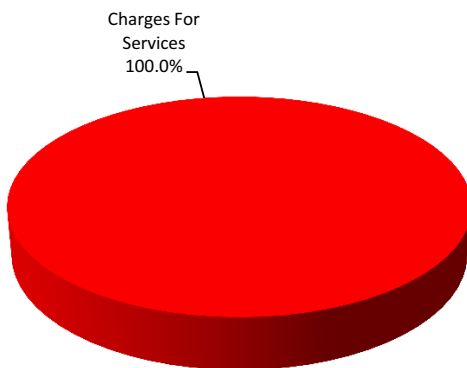
DEPARTMENTAL STRUCTURE
STAN R. DEAN, Agency Administrator



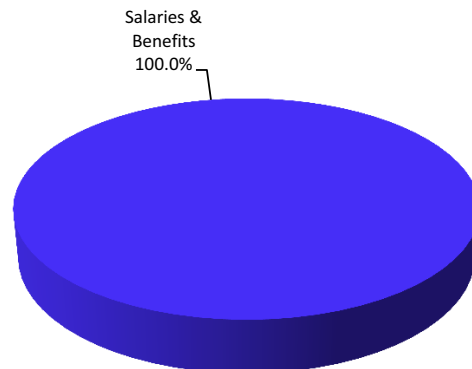
Staffing Trend



Financing Sources



Financing Uses



Summary					
Classification	2010-11 Actual	2011-12 Actual	2011-12 Adopted	2012-13 Recommend	2012-13 Adopted by the Board of Supervisors
1	2	3	4	5	6
Total Requirements	33,306,439	30,753,563	31,885,669	32,563,280	32,563,280
Total Financing	33,306,439	30,753,563	31,885,669	32,563,280	32,563,280
Net Cost	-	-	-	-	-
Positions	306.0	275.0	273.0	274.0	274.0

PROGRAM DESCRIPTION:

- The Department of Sacramento Area Sewer District (SASD) Operations of the Sanitation Districts Agency provides staffing to support and carryout the mission and goals of the SASD.
- The SASD is governed by a Board of Directors comprised of the Sacramento County Board of Supervisors and one representative each from the cities of Sacramento, Folsom, Citrus Heights, Elk Grove, and Rancho Cordova.
- Due to the increase in the number of seats to the District's Board of Directors from member jurisdictions, the Board is no longer a blended component of Sacramento County. As such, the county budget document reflects only the salary and benefit appropriations of the SASD budget. All other appropriations are reflected in a separate SASD budget document.

MISSION:

To efficiently collect sewage from homes and businesses within the Sacramento area – while maintaining its vision – to provide the best value of any sewage collection utility in California, as measured by cost and level of service.

STAFFING LEVEL CHANGES FOR 2012-13:

- Administrative additions, deletions and/or reclassifications resulting in a net zero change in positions consist of the following:

Added Positions:

Senior Geographic Information Systems Technician	1.0
Senior Geographic Information Systems Analyst.....	1.0
Geographic Information Systems Technician 2.....	1.0
Sanitation Districts Assistant Business Analyst.....	1.0
Sanitation Districts Associate Business Analyst.....	1.0
Sanitation Districts Senior Business Analyst.....	1.0
Information Technology Analyst 2	1.0
Senior Information Technology Analyst	<u>1.0</u>
Total	8.0

STAFFING LEVEL CHANGES FOR 2011-12 (CONT.):

Deleted Positions:

Engineering Technician 2.....	3.0
Principal Engineering Technician	2.0
Underground Construction and Maintenance Supervisor	1.0
Senior Engineering Technician	1.0
Supervising Engineering Technician	<u>1.0</u>
Total	8.0

- The following 1.0 position was deleted: 1.0 Safety Technician Limited Term.
- The following 3.0 positions were added: 1.0 Mechanical Maintenance Technician Limited Term, 1.0 Assistant Underground Construction and Maintenance Specialist, and 1.0 Underground Construction and Maintenance Specialist.
- The following 1.0 position transferred from the Department of Internal Services: 1.0 Associate Administrative Analyst 2.
- The following 2.0 positions transferred to the Department of Internal Services: 1.0 Senior Information Technology Analyst and 1.0 Information Technology Analyst 2.

SCHEDULE:

State Controller Schedule County Budget Act January 2010		County of Sacramento Special Districts and Other Agencies Financing Sources and Uses by Budget Unit by Object Fiscal Year 2012-13				Schedule 15
3005000 - Sacramento Area Sewer Operations 267A - SACRAMENTO AREA SEWER DISTRICT						
Detail by Revenue Category and Expenditure Object	2010-11 Actual	2011-12 Actual	2011-12 Adopted	2012-13 Recommended	2012-13 Adopted by the Board of Supervisors	
1	2	3	4	5	6	
Charges for Services	\$ 33,306,439	\$ 30,753,563	\$ 31,885,669	\$ 32,563,280	\$ 32,563,280	
Total Revenue	\$ 33,306,439	\$ 30,753,563	\$ 31,885,669	\$ 32,563,280	\$ 32,563,280	
Salaries & Benefits	\$ 33,306,439	\$ 30,753,563	\$ 31,885,669	\$ 32,563,280	\$ 32,563,280	
Total Financing Uses	\$ 33,306,439	\$ 30,753,563	\$ 31,885,669	\$ 32,563,280	\$ 32,563,280	
Total Expenditures/Appropriations	\$ 33,306,439	\$ 30,753,563	\$ 31,885,669	\$ 32,563,280	\$ 32,563,280	
Net Cost	\$ -	\$ -	\$ -	\$ -	\$ -	
Positions	306.0	275.0	273.0	274.0	274.0	

2012-13 PROGRAM INFORMATION

BU: 3005000 Sacramento Area Sewer District

Appropriations	Reimbursements	Federal Revenues	State Revenues	Realignment	Pro 172	Fees	Other Revenues	Carryover	Net Cost	Positions	Vehicles
----------------	----------------	------------------	----------------	-------------	---------	------	----------------	-----------	----------	-----------	----------

FUNDED

Program No. and Title: 001 SASD - Sanitation Services Support

32,563,280	0	0	0	0	0	32,563,280	0	0	0	274.0	84
------------	---	---	---	---	---	------------	---	---	---	-------	----

Program Type: Mandated

Countywide Priority: 1 -- Flexible Mandated Countywide/Municipal or Financial Obligations

Strategic Objective: PS2 -- Keep the community safe from environmental hazards and natural disasters

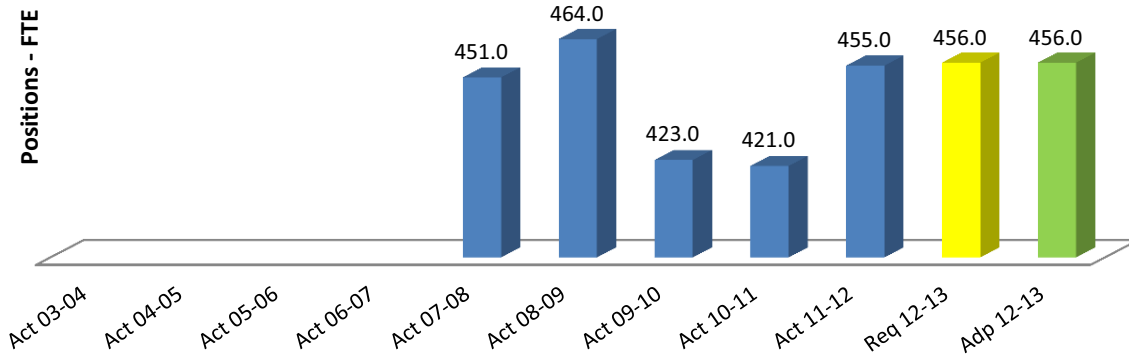
Program Description: Provide sanitation support services to District so that the health and environment of the Sacramento community is protected.

FUNDED	32,563,280	0	0	0	0	32,563,280	0	0	0	274.0	84
---------------	------------	---	---	---	---	------------	---	---	---	-------	----

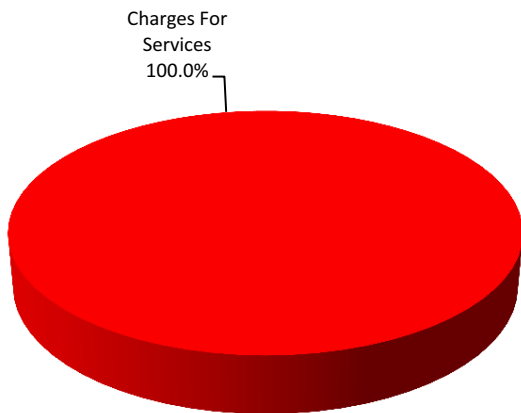
**DEPARTMENTAL STRUCTURE
RUBEN ROBLES, Director**



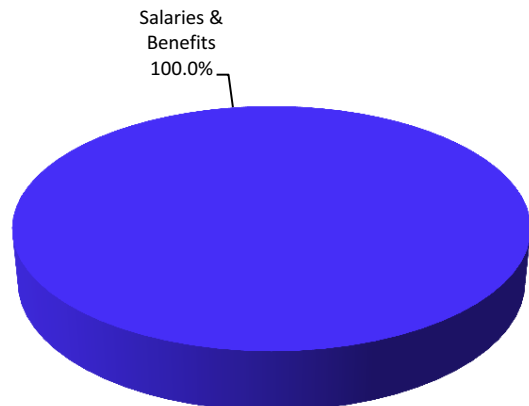
Staffing Trend



Financing Sources



Financing Uses



SACRAMENTO REGIONAL COUNTY SANITATION DISTRICT - SUMMARY

3028000

SCHEDULE:

State Controller Schedule County Budget Act January 2010	County of Sacramento Special Districts and Other Agencies Financing Sources and Uses by Budget Unit by Object Fiscal Year 2012-13				Schedule 15
	3028000 - Regional Sanitation District 261A - REGIONAL SANITATION DISTRICT				
Detail by Revenue Category and Expenditure Object	2010-11 Actual	2011-12 Actual	2011-12 Adopted	2012-13 Recommended	2012-13 Adopted by the Board of Supervisors
1	2	3	4	5	6
Charges for Services	\$ 49,503,494	\$ 52,505,170	\$ 53,597,118	\$ 55,392,821	\$ 55,392,821
Total Revenue	\$ 49,503,494	\$ 52,505,170	\$ 53,597,118	\$ 55,392,821	\$ 55,392,821
Salaries & Benefits	\$ 49,503,494	\$ 52,505,170	\$ 53,597,118	\$ 55,392,821	\$ 55,392,821
Total Financing Uses	\$ 49,503,494	\$ 52,505,170	\$ 53,597,118	\$ 55,392,821	\$ 55,392,821
Total Expenditures/Appropriations	\$ 49,503,494	\$ 52,505,170	\$ 53,597,118	\$ 55,392,821	\$ 55,392,821
Net Cost	\$ -	\$ -	\$ -	\$ -	\$ -
Positions	421.0	455.0	454.0	456.0	456.0

2012-13 PROGRAM INFORMATION

BU: 3028000 Sac Regional County Sanitation District - Operations

Appropriations	Reimbursements	Federal Revenues	State Revenues	Realignment	Pro 172	Fees	Other Revenues	Carryover	Net Cost	Positions	Vehicles
----------------	----------------	------------------	----------------	-------------	---------	------	----------------	-----------	----------	-----------	----------

FUNDED

Program No. and Title: 001 SRCSD - Sanitation Services Support

55,392,821	0	0	0	0	0	55,392,821	0	0	0	456.0	81
------------	---	---	---	---	---	------------	---	---	---	-------	----

Program Type: Mandated

Countywide Priority: 1 -- Flexible Mandated Countywide/Municipal or Financial Obligations

Strategic Objective: PS2 -- Keep the community safe from environmental hazards and natural disasters

Program Description: Provide sanitation support services to the District to ensure safe conveyance and treatment of wastewater for the Sacramento Regional County Sanitation District, including the Sacramento Regional Wastewater Treatment Plant, and it's customers in order to protect public health and the environment.

FUNDED

55,392,821	0	0	0	0	0	55,392,821	0	0	0	456.0	81
------------	---	---	---	---	---	------------	---	---	---	-------	----

SACRAMENTO REGIONAL COUNTY SANITATION DISTRICT - OPERATIONS

3028000

SCHEDULE:

State Controller Schedule		County of Sacramento			Schedule 15	
County Budget Act		Special Districts and Other Agencies				
January 2010		Financing Resources and Uses by Budget Unit by Object				
		Fiscal Year 2012-13				
3028000 - Regional Sanitation District Operating						
Detail by Revenue Category and Expenditure Object	2010-11 Actual	2011-12 Actual	2011-12 Adopted	2012-13 Recommended	2012-13 Adopted by the Board of Supervisors	
1	2	3	4	5	6	
Charges for Services	\$ 42,214,081	\$ 37,386,460	\$ 37,524,317	\$ 38,742,001	\$ 38,742,001	
Total Revenue	\$ 42,214,081	\$ 37,386,460	\$ 37,524,317	\$ 38,742,001	\$ 38,742,001	
Salaries & Benefits	\$ 42,214,081	\$ 37,386,460	\$ 37,524,317	\$ 38,742,001	\$ 38,742,001	
Total Financing Uses	\$ 42,214,081	\$ 37,386,460	\$ 37,524,317	\$ 38,742,001	\$ 38,742,001	
Total Expenditures/Appropriations	\$ 42,214,081	\$ 37,386,460	\$ 37,524,317	\$ 38,742,001	\$ 38,742,001	
Net Cost	\$ -	\$ -	\$ -	\$ -	\$ -	
Positions	363.0	315.0	318.0	316.0	315.0	

PROGRAM DESCRIPTION:

- The Department of Sacramento Regional County Sanitation District (SRCSD) Operations provides staffing to support and carryout the mission and goals of the SRCSD including construction, monitoring, repair and maintenance of district assets.
- The SRCSD is governed by a 17 member Board of Directors comprised of the Sacramento County Board of Supervisors; one representative each from the cities of Sacramento, Folsom, Citrus Heights, and Rancho Cordova; one representative from Yolo County; and two from the City of Elk Grove.
- Due to the increase in the number of seats to the District's Board of Directors from member jurisdictions, the Board is no longer a blended component of Sacramento County. As such, the county budget document reflects only the salary and benefit appropriations of the SRCSD budget. All other appropriations are reflected in a separate SRCSD budget document.

MISSION:

To protect public health and the environment through reliable and safe conveyance, treatment and disposal of all wastewater in the most cost effective manner possible now and in the future.

SCHEDULE:

State Controller Schedule		County of Sacramento			Schedule 15	
County Budget Act		Special Districts and Other Agencies				
January 2010		Financing Resources and Uses by Budget Unit by Object				
		Fiscal Year 2012-13				
		3028500, 3028510, 3028650 & 3028660 - Internal Services				
Detail by Revenue Category and Expenditure Object	2010-11 Actual	2011-12 Actual	2011-12 Adopted	2012-13 Recommended	2012-13 Adopted by the Board of Supervisors	
1	2	3	4	5	6	
Charges for Services	\$	\$ 8,146,809	\$ 9,130,799	\$ 9,665,857	\$ 9,665,857	
Total Revenue	\$	\$ 8,146,809	\$ 9,130,799	\$ 9,665,857	\$ 9,665,857	
Salaries & Benefits	\$	\$ 8,146,809	\$ 9,130,799	\$ 9,665,857	\$ 9,665,857	
Total Financing Uses	\$	\$ 8,146,809	\$ 9,130,799	\$ 9,665,857	\$ 9,665,857	
Total Expenditures/Appropriations	\$	\$ 8,146,809	\$ 9,130,799	\$ 9,665,857	\$ 9,665,857	
Net Cost	\$	\$	\$	\$	\$	
Positions		0.0	90.0	86.0	90.0	

PROGRAM DESCRIPTION:

- The Department of Internal Services was created in January 2011 in the Sanitation Districts Agency to consolidate administrative functions being performed throughout the Agency. The Department is responsible for fiscal; administration; payroll and personnel; information technology; records management; training; purchasing and stores.
- The Sacramento Regional County Sanitation District (SRCSD) is governed by a 17 member Board of Directors comprised of the Sacramento County Board of Supervisors; one representative each from the cities of Sacramento, Folsom, Citrus Heights, and Rancho Cordova; one representative from Yolo County; and two from the City of Elk Grove.
- The Sacramento Area Sewer District (SASD) is governed by a Board of Directors comprised of the Sacramento County Board of Supervisors and one representative each from the cities of Sacramento, Folsom, Citrus Heights, Elk Grove, and Rancho Cordova.
- Due to the increase in the number of seats to both Districts' Board of Directors from member jurisdictions, the Boards are no longer a blended component of Sacramento County. As such, the county budget document reflects only the salary and benefit appropriations of the departmental budget. All other appropriations are reflected in separate SRCSD and SASD budget documents.

MISSION:

To provide support services for SRCSD and SASD in the following areas: fiscal; administration; payroll and personnel; information technology; records management; training; purchasing and stores.

SCHEDULE:

State Controller Schedule		County of Sacramento			Schedule 15	
County Budget Act January 2010		Special Districts and Other Agencies Financing Resources and Uses by Budget Unit by Object Fiscal Year 2012-13				
3028410 and 3028440 - Policy and Planning						
Detail by Revenue Category and Expenditure Object	2010-11 Actual	2011-12 Actual	2011-12 Adopted	2012-13 Recommended	2012-13 Adopted by the Board of Supervisors	
1	2	3	4	5	6	
Charges for Services	\$ 5,063,728	\$ 5,638,652	\$ 5,629,837	\$ 5,654,556	\$ 5,654,556	
Total Revenue	\$ 5,063,728	\$ 5,638,652	\$ 5,629,837	\$ 5,654,556	\$ 5,654,556	
Salaries & Benefits	\$ 5,063,728	\$ 5,638,652	\$ 5,629,837	\$ 5,654,556	\$ 5,654,556	
Total Financing Uses	\$ 5,063,728	\$ 5,638,652	\$ 5,629,837	\$ 5,654,556	\$ 5,654,556	
Total Expenditures/Appropriations	\$ 5,063,728	\$ 5,638,652	\$ 5,629,837	\$ 5,654,556	\$ 5,654,556	
Net Cost	\$	\$	\$	\$	\$	
Positions	42.0	40.0	40.0	40.0	40.0	

PROGRAM DESCRIPTION:

- The Department of Policy and Planning provides support to the Sacramento Regional County Sanitation District (SRCSD) and the Sacramento Area Sewer District (SASD) to monitor, advocate, and engage in the state and federal regulatory process. The Department is also responsible for the Master Plan updates; sustainability efforts; source control programs; and source reduction programs for both SRCSD and SASD.
- The SRCSD is governed by a 17 member Board of Directors comprised of the Sacramento County Board of Supervisors; one representative each from the cities of Sacramento, Folsom, Citrus Heights, and Rancho Cordova; one representative from Yolo County; and two from the City of Elk Grove.
- The SASD is governed by a Board of Directors comprised of the Sacramento County Board of Supervisors and one representative each from the cities of Sacramento, Folsom, Citrus Heights, Elk Grove, and Rancho Cordova.
- Due to the increase in the number of seats to the Districts' Board of Directors from member jurisdictions, the Boards are no longer a blended component of Sacramento County. As such, the county budget document reflects only the salary and benefit appropriations of the departmental budget. All other appropriations are reflected in separate SRCSD and SASD budget documents.

MISSION:

To monitor, advocate, and directly engage in the state and federal regulatory process to protect public health and the environment in the most cost effective manner possible now and in the future.

SCHEDULE:

State Controller Schedule		County of Sacramento			Schedule 15	
County Budget Act January 2010		Special Districts and Other Agencies Financing Resources and Uses by Budget Unit by Object Fiscal Year 2012-13				
3028600 - Office of Districts' Finance						
Detail by Revenue Category and Expenditure Object	2010-11 Actual	2011-12 Actual	2011-12 Adopted	2012-13 Recommended	2012-13 Adopted by the Board of Supervisors	
1	2	3	4	5	6	
Charges for Services	\$ 1,624,633	\$ 792,831	\$ 760,086	\$ 773,933	\$ 773,933	
Total Revenue	\$ 1,624,633	\$ 792,831	\$ 760,086	\$ 773,933	\$ 773,933	
Salaries & Benefits	\$ 1,624,633	\$ 792,831	\$ 760,086	\$ 773,933	\$ 773,933	
Total Financing Uses	\$ 1,624,633	\$ 792,831	\$ 760,086	\$ 773,933	\$ 773,933	
Total Expenditures/Appropriations	\$ 1,624,633	\$ 792,831	\$ 760,086	\$ 773,933	\$ 773,933	
Net Cost	\$	\$	\$	\$	\$	
Positions	10.0	5.0	5.0	5.0	5.0	

PROGRAM DESCRIPTION:

- Effective July 1, 2011, the Department of Districts' Finance was redefined as the Office of Finance. The Office provides support to the Sacramento Regional County Sanitation District (SRCSD) and the Sacramento Area Sewer District (SASD) and is responsible for the preparation of the Comprehensive Annual Financial Reports, grant reporting and other financial reporting; issuing and monitoring bonds; revenue projection and analysis; financial compliance and auditing, including budget review and analysis.
- The SRCSD is governed by a 17 member Board of Directors comprised of the Sacramento County Board of Supervisors; one representative each from the cities of Sacramento, Folsom, Citrus Heights, and Rancho Cordova; one representative from Yolo County; and two from the City of Elk Grove.
- The SASD is governed by a Board of Directors comprised of the Sacramento County Board of Supervisors and one representative each from the cities of Sacramento, Folsom, Citrus Heights, Elk Grove, and Rancho Cordova.
- Due to the increase in the number of seats to the Districts' Board of Directors from member jurisdictions, the Boards are no longer a blended component of Sacramento County. As such, the county budget document reflects only the salary and benefit appropriations of the budget. All other appropriations are reflected in separate SRCSD and SASD budget documents.

MISSION:

To provide financial support to the SRCSD and the SASD.

SCHEDULE:

State Controller Schedule		County of Sacramento				Schedule 15
County Budget Act		Special Districts and Other Agencies				
January 2010		Financing Resources and Uses by Budget Unit by Object				
		Fiscal Year 2012-13				
		3028670 - Office of Public Affairs				
Detail by Revenue Category and Expenditure Object	2010-11 Actual	2011-12 Actual	2011-12 Adopted	2012-13 Recommended	2012-13 Adopted by the Board of Supervisors	
1	2	3	4	5	6	
Charges for Services	\$ 601,052	\$ 540,418	\$ 552,079	\$ 556,474	\$ 556,474	
Total Revenue	\$ 601,052	\$ 540,418	\$ 552,079	\$ 556,474	\$ 556,474	
Salaries & Benefits	\$ 601,052	\$ 540,418	\$ 552,079	\$ 556,474	\$ 556,474	
Total Financing Uses	\$ 601,052	\$ 540,418	\$ 552,079	\$ 556,474	\$ 556,474	
Total Expenditures/Appropriations	\$ 601,052	\$ 540,418	\$ 552,079	\$ 556,474	\$ 556,474	
Net Cost	\$	\$	\$	\$	\$	
Positions	6.0	5.0	5.0	5.0	5.0	

PROGRAM DESCRIPTION:

- Effective July 1, 2011, the Department of Communications was redefined as the Office of Public Affairs. The Office provides communication support to the Sacramento Regional County Sanitation District (SRCSD) and the Sacramento Area Sewer District (SASD) for construction projects; print and web based materials for internal and external audiences; media relations; public outreach and education programs; event management; and strategic planning.
- SRCSD is governed by a 17 member Board of Directors comprised of the Sacramento County Board of Supervisors; one representative each from the cities of Sacramento, Folsom, Citrus Heights, and Rancho Cordova; one representative from Yolo County; and two from the City of Elk Grove.
- SASD is governed by a Board of Directors comprised of the Sacramento County Board of Supervisors and one representative each from the cities of Sacramento, Folsom, Citrus Heights, Elk Grove, and Rancho Cordova.
- Due to the increase in the number of seats to the Districts' Board of Directors from member jurisdictions, the Boards are no longer a blended component of Sacramento County. As such, the county budget document reflects only the salary and benefit appropriations of the budget. All other appropriations are reflected in separate SRCSD and SASD budget documents.

MISSION:

To provide communication support to the SRCSD and the SASD.