

EXECUTIVE SUMMARY

(Revised From 3/25/14 Draft)

Sacramento County Water Agency (SCWA) constructs water supply improvement projects to serve both newly developing areas and existing customers. This report summarizes those construction projects identified in the 5 year Capital Improvement Plan (CIP) for the period from Fiscal Year 2014-15 through Fiscal Year 2018-19.

Most of the water construction projects consist of new facilities such as wells, pump stations, transmission mains, and treatment facilities to serve water to the developing portions of the unincorporated County, Elk Grove and Rancho Cordova. SCWA also constructs projects in support of maintenance activities such as pump replacement, well rehabilitation and water system retrofits. The estimated capital cost for the 22 projects identified in the Five-Year CIP is \$39.9 Million. There are seven projects identified in the Fiscal Year 2014-15 CIP that are either under construction, or will be substantially completed, by SCWA in Fiscal Year 2014-15. The following brief descriptions provide examples of the type and magnitude of construction projects undertaken by SCWA during the fiscal year.

Elk Grove Water Service Wholesale Meter – SCWA wholesales water to the Elk Grove Water District (EGWD), and this water is delivered to EGWD through system interties. At the Elk Grove-Florin Road intertie, water usage (amount billed) is currently estimated by meter data provided by EGWD. SCWA has designed a below ground flow meter station to accurately measure water flow from the Zone 40 water system to EGWD system. The meter station will have SCADA telemetry allowing operators to monitor conditions from remote locations. Additionally, the system will be able to track trends, and archive usage. This project is estimated to be completed in the Fall of 2014. **Estimated Total Cost: \$391,352**

Laguna Water Meter Project – Area C – SCWA has designed the Laguna Water Meter Project - Area C (Meter Project) which consists of the installation of 2,044 water meters and automated meter infrastructure (AMI) devices in the Laguna area of Elk Grove. In 2004 the Governor signed AB 2572, requiring all water suppliers to install water meters on all customer connections. This is the fourth of four meter retrofit projects that SCWA has constructed over the past few years to work towards the goal of being fully metered within Zone 40. The project completion is expected in the Fall of 2014. **Estimated Total Cost: \$3,682,583**

Grantline Road – UPRR Grade Separation -- SCWA's staff has coordinated with the City of Elk Grove (City) to include the construction of a water transmission main and other related water system improvements with the City's Grant Line Road Widening Project. The City has prepared plans and specifications for the construction of improvements to the Grant Line Road crossing at the Union Pacific Railroad (UPRR) Right-Of-Way, namely a grade separation structure that will carry traffic on Grant Line Road over the UPRR tracks, and the partial widening of Grant Line Road between East Stockton Blvd and realigned Waterman Road. The City's design incorporates water system improvements that are identified in SCWA's Zone 40 Water Supply Master Plan and are necessary to improve water transmission capacity to SCWA's service areas on the east and west sides of Highway 99 near the Grant Line/Kammerer Road interchange. A reimbursement agreement with the City has been approved which will allow a portion of the reimbursement to be completed over a five year period. The project completion is expected in the Summer of 2015. **Estimated Total Cost: \$1,367,612**

WATER RESOURCES - WATER SUPPLY

PROJECT SUMMARY

Project #	PROJECT	PRIOR YEARS	FISCAL YEAR 2013-14 PY ROLLOVER	FISCAL YEAR 2014-15	FISCAL YEAR 2015-16	FISCAL YEAR 2016-17	FISCAL YEAR 2017-18	FISCAL YEAR 2018-19	TOTAL
1	Arden Way Well and Pipeline	\$464,154	\$0	\$1,236,000	\$0	\$0	\$0	\$0	\$1,700,154
2	Big Horn Well #2 - Drilling	\$15,702	\$0	\$100,500	\$805,000	\$0	\$0	\$0	\$921,202
3	Big Horn Well #3 - Drilling	\$116,202	\$0	\$805,000	\$0	\$0	\$0	\$0	\$921,202
4	Big Horn Well #6 - Drilling	\$30,411	\$0	\$0	\$95,750	\$810,000	\$0	\$0	\$936,161
5	Big Horn Water Treatment Plant - Phase 2 - On-Site Well/Blend line/Filter	\$44,750	\$0	\$0	\$0	\$1,000,000	\$0	\$0	\$1,044,750
6	Elk Grove Water Service Wholesale Meter	\$115,352	\$0	\$276,000	\$0	\$0	\$0	\$0	\$391,352
7	Grantline Road - UPRR Grade Separation	\$732,869	\$0	\$302,743	\$83,000	\$83,000	\$83,000	\$83,000	\$1,367,612
8	Hood Manganese Treatment Facilities	\$217,138	\$0	\$490,000	\$0	\$0	\$0	\$0	\$707,138
9	Kammerer/Promenade Flow Control Station	\$82,907	\$0	\$425,000	\$0	\$0	\$0	\$0	\$507,907
10	Laguna Water Meter Project - Area C	\$2,201,483	\$0	\$1,481,100	\$0	\$0	\$0	\$0	\$3,682,583
11	NSA Pipeline - Interim	\$728,000	\$0	\$8,500,357	\$349,643	\$0	\$0	\$0	\$9,578,000
12	NSA Pipeline - Phase 1	\$474,818	\$0	\$60,000	\$264,199	\$665,652	\$2,425,044	\$1,890,275	\$5,779,988
13	Poppy Ridge Water Treatment Plant - Phase 2	\$0	\$0	\$0	\$0	\$300,000	\$5,750,000	\$0	\$6,050,000
14	Sheldon/Hwy 99 Flow Control Station	\$0	\$0	\$250,000	\$0	\$0	\$0	\$0	\$250,000
15	Sunrise-Douglas PRV Stations	\$293,000	\$0	\$204,151	\$0	\$0	\$0	\$0	\$497,151
16	TM-Bradshaw/Sheldon Intersection	\$0	\$0	\$100,000	\$0	\$899,000	\$0	\$0	\$999,000
17	TM-Grantline II - New Waterman Road to Bradshaw Road	\$0	\$0	\$0	\$0	\$1,358,010	\$0	\$0	\$1,358,010
18	TM-Sheldon/Waterman Intersection	\$0	\$0	\$0	\$0	\$550,000	\$0	\$0	\$550,000
19	Walgreens Well	\$20,000	\$0	\$500,000	\$0	\$0	\$0	\$0	\$520,000
20	Waterman/Grantline Wholesale Meter Station	\$10,851	\$0	\$0	\$300,000	\$0	\$0	\$0	\$310,851
21	Whitelock Well #2 - Drilling	\$0	\$0	\$905,000	\$0	\$0	\$0	\$0	\$905,000
22	Whitelock Well #3 - Drilling	\$0	\$0	\$0	\$905,000	\$0	\$0	\$0	\$905,000
	Total	\$5,547,637	\$0	\$15,635,851	\$2,802,592	\$5,665,662	\$8,258,044	\$1,973,275	\$39,883,061

WATER RESOURCES - WATER SUPPLY

PRIOR-YEAR COMPLETED/CANCELLED PROJECTS SUMMARY

PROJECT	PRIOR YEARS	FISCAL YEAR 2014-15	FISCAL YEAR 2015-16	FISCAL YEAR 2016-17	FISCAL YEAR 2017-18	FISCAL YEAR 2018-19	TOTAL	REASON DROPPED
Floridation Project	\$9,101,693	\$0	\$0	\$0	\$0	\$0	\$9,101,693	Project Completed
Laguna Water Meter Project Area A	\$3,155,700	\$0	\$0	\$0	\$0	\$0	\$3,155,700	Project Completed
Laguna Water Meter Project Area B	\$3,273,820	\$0	\$0	\$0	\$0	\$0	\$3,273,820	Project Completed
Total	\$15,531,213	\$0	\$0	\$0	\$0	\$0	\$15,531,213	

Arden Way Well and Pipeline

Sacramento, CA 95864

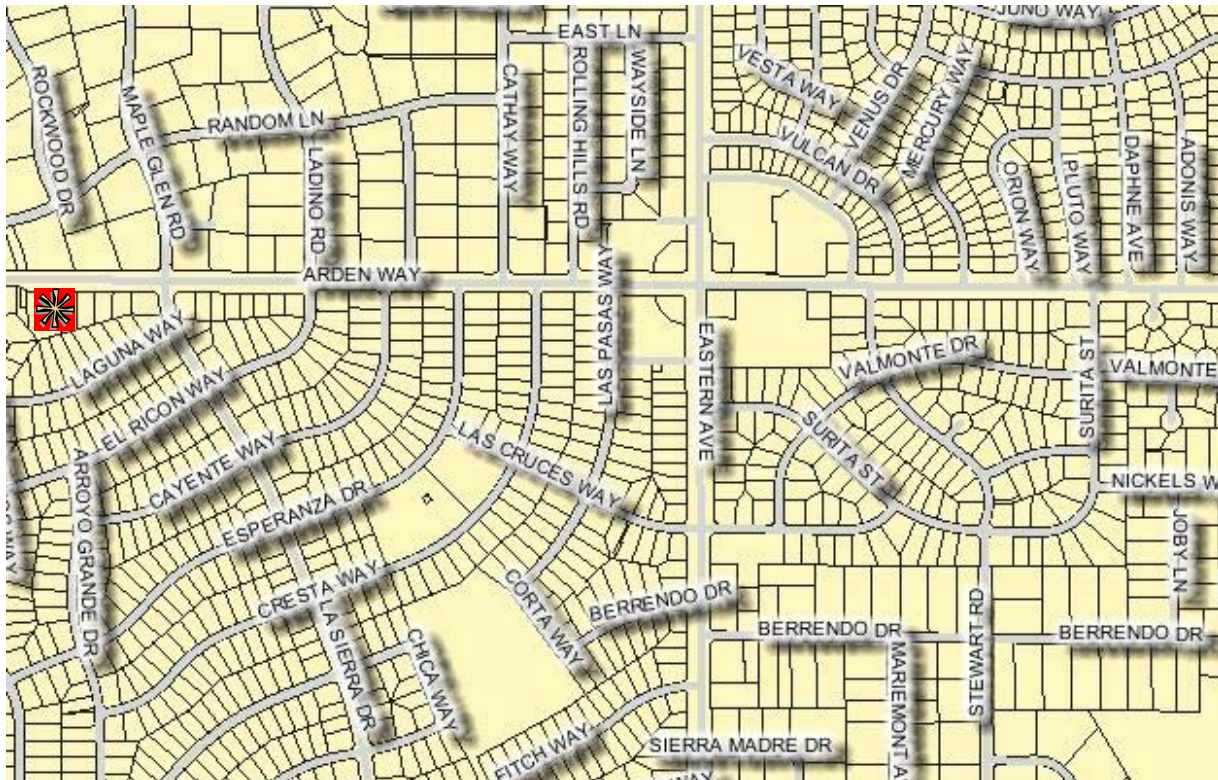
Project #1

Department: Water Resources (SCWA)

Estimated Project Cost: \$1,700,154

Expected Completion Date: 2015

Funding Sources: SCWA Zone 41



Project Description:

The Arden Park Vista service area was constructed beginning in the post WWII 1940's. The northeastern tip of the service area, located east of Eastern Boulevard and south of Arden Way, consists of the Stewart Well which is located on Stewart Road. In the spring 2011 the Stewart Well failed requiring major rehabilitation. During the assessment of the well, it was found the geology had changed and the well can only safely produce about 1/3 the original capacity. The Arden Way Well will bridge the production gap between the previous and current capacity of Stewart Well.

The Arden Way Well project will include the construction of a domestic potable water well, chemical feed system, electrical panels, SCADA system, and distribution main pipe connecting the well to an existing distribution main pipe to the west.

WATER RESOURCES - WATER SUPPLY

Arden Way Well & Pipeline

Project Costs	Prior Years	Fiscal Year 2014-15	Fiscal Year 2015-16	Fiscal Year 2016-17	Fiscal Year 2017-18	Fiscal Year 2018-19	Total
Construction Costs	0	1,000,000	0	0	0	0	1,000,000
Project Management/Design	104,000	144,000	0	0	0	0	248,000
Construction Inspection	84,154	92,000	0	0	0	0	176,154
Land Acquisition	250,000	0	0	0	0	0	250,000
Misc. Project Costs	26,000	0	0	0	0	0	26,000
TOTAL	464,154	1,236,000	0	0	0	0	1,700,154

Funding Sources	Prior Years	Fiscal Year 2014-15	Fiscal Year 2015-16	Fiscal Year 2016-17	Fiscal Year 2017-18	Fiscal Year 2018-19	Total
Grant Funding	0	0	0	0	0	0	0
SCWA ZONE 40, Bond Funded	0	0	0	0	0	0	0
SCWA ZONE 40, Paygo	464,154	1,236,000	0	0	0	0	1,700,154

Big Horn Well #2 - Drilling

Elk Grove, CA 95758

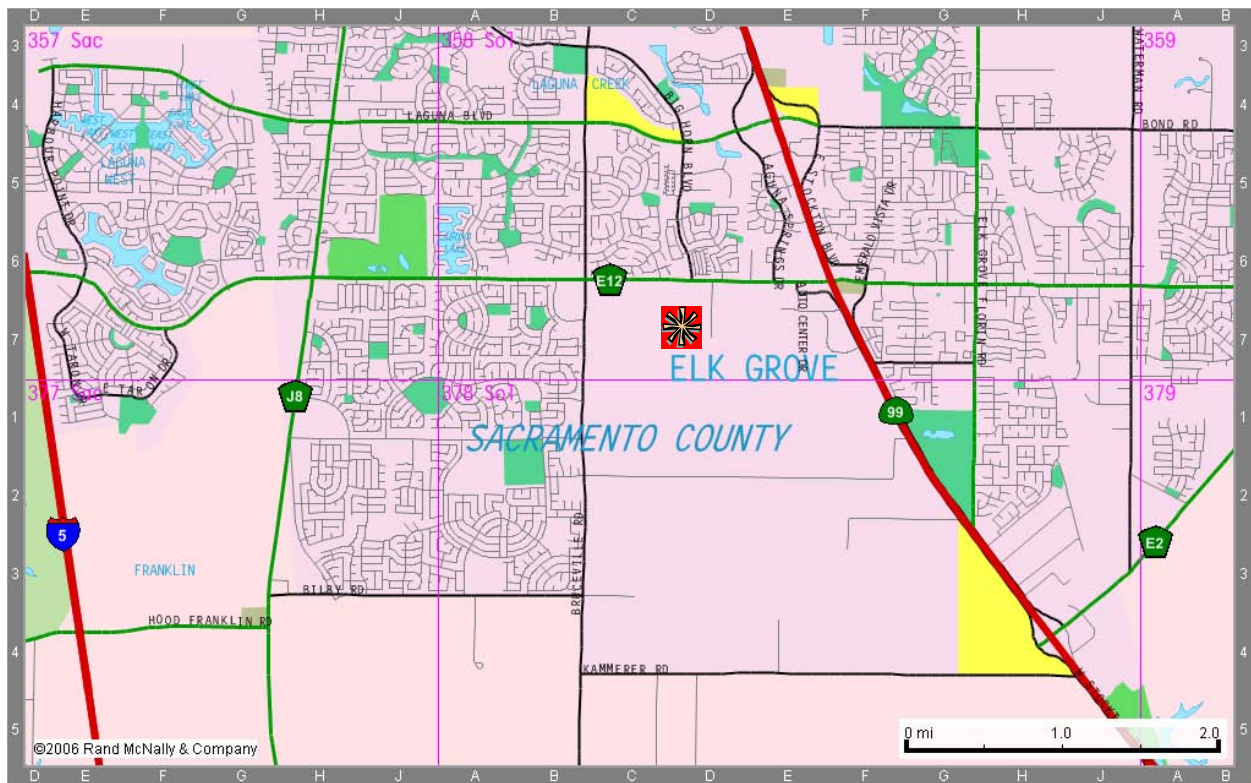
Project #2

Department: Water Resources (SCWA)

Estimated Project Cost: \$921,202

Expected Completion Date: 2016

Funding Sources: SCWA Zone 40



Project Description:

This project will provide another source of supply for the Big Horn WTP. The site has been purchased and the CEQA document was done at the tentative map phase. An updated document will be needed. The well drilling is expected to be completed in Spring 2016. As development increases around this well site it will be much more difficult and expensive to drill. It is the Agency's desire to complete the drilling of this well prior to new construction encircling the site. Equipping of the well will occur when demand deems it necessary.

WATER RESOURCES - WATER SUPPLY

Big Horn Well #2 - Drilling

Project Costs	Prior Years	Fiscal Year 2014-15	Fiscal Year 2015-16	Fiscal Year 2016-17	Fiscal Year 2017-18	Fiscal Year 2018-19	Total
Construction Costs	0	0	700,000	0	0	0	700,000
Project Management/Design	0	91,500	40,000	0	0	0	131,500
Construction Inspection	0	0	65,000	0	0	0	65,000
Land Acquisition	15,702	0	0	0	0	0	15,702
Misc. Project Costs	0	9,000	0	0	0	0	9,000
TOTAL	15,702	100,500	805,000	0	0	0	921,202

Funding Sources	Prior Years	Fiscal Year 2014-15	Fiscal Year 2015-16	Fiscal Year 2016-17	Fiscal Year 2017-18	Fiscal Year 2018-19	Total
Grant Funding	0	0	0	0	0	0	0
SCWA ZONE 40, Bond Funded	0	0	0	0	0	0	0
SCWA ZONE 40, Paygo	15,702	100,500	805,000	0	0	0	921,202

Big Horn Well #3 - Drilling

Elk Grove, CA 95758

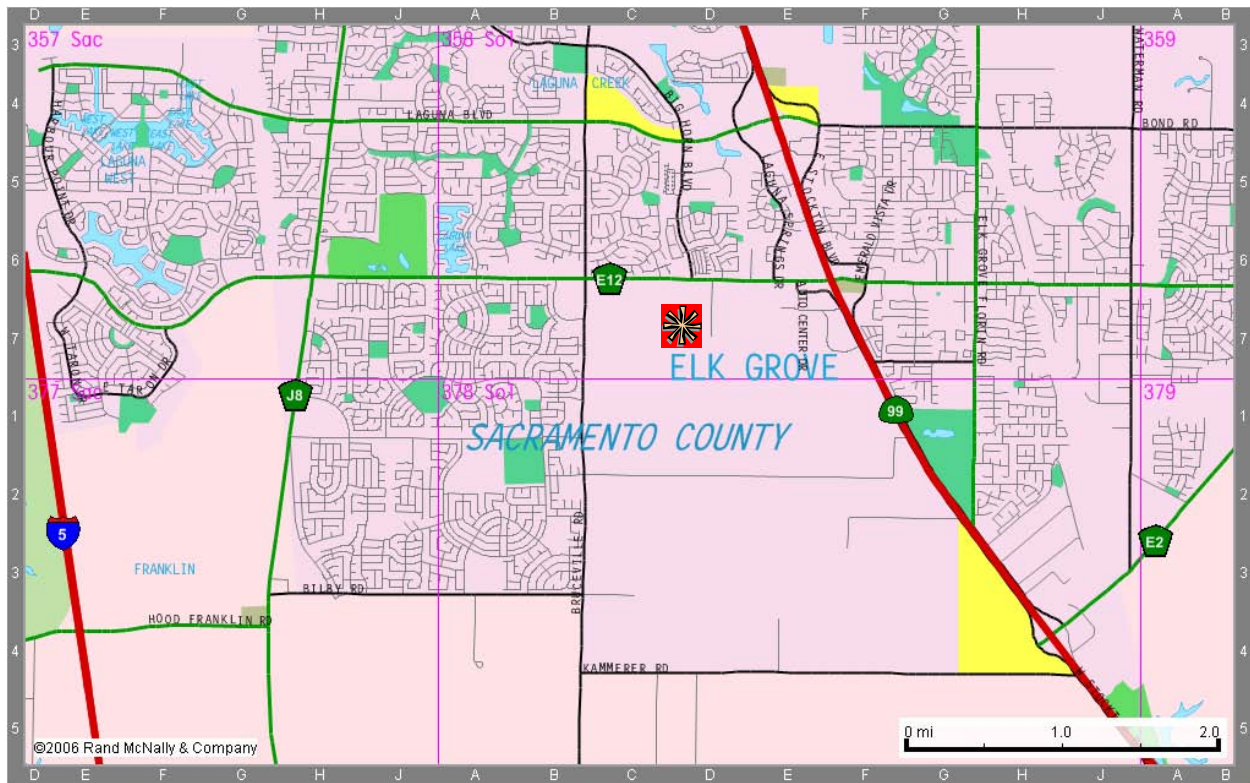
Project #3

Department: Water Resources (SCWA)

Estimated Project Cost: \$921,202

Expected Completion Date: 2015

Funding Sources: SCWA Zone 40



Project Description:

This project will provide another source of supply for the Big Horn WTP. The site has been purchased and the CEQA document was done at the tentative map phase. An updated document will be needed. The well drilling is expected to be completed in Fall 2015. As development increases around this well site it will be much more difficult and expensive to drill. It is the Agency's desire to complete the drilling of this well prior to new construction encircling the site. Equipping of the well will occur when demand deems it necessary.

WATER RESOURCES - WATER SUPPLY

Big Horn Well #3 - Drilling

Project Costs	Prior Years	Fiscal Year 2014-15	Fiscal Year 2015-16	Fiscal Year 2016-17	Fiscal Year 2017-18	Fiscal Year 2018-19	Total
Construction Costs	0	700,000	0	0	0	0	700,000
Project Management/Design	91,500	40,000	0	0	0	0	131,500
Construction Inspection	0	65,000	0	0	0	0	65,000
Land Acquisition	15,702	0	0	0	0	0	15,702
Misc. Project Costs	9,000	0	0	0	0	0	9,000
TOTAL	116,202	805,000	0	0	0	0	921,202

Funding Sources	Prior Years	Fiscal Year 2014-15	Fiscal Year 2015-16	Fiscal Year 2016-17	Fiscal Year 2017-18	Fiscal Year 2018-19	Total
Grant Funding	9,000	0	0	0	0	0	9,000
SCWA ZONE 40, Bond Funded	0	0	0	0	0	0	0
SCWA ZONE 40, Paygo	116,202	805,000	0	0	0	0	921,202

Big Horn Well #6 - Drilling

Elk Grove, CA 95758

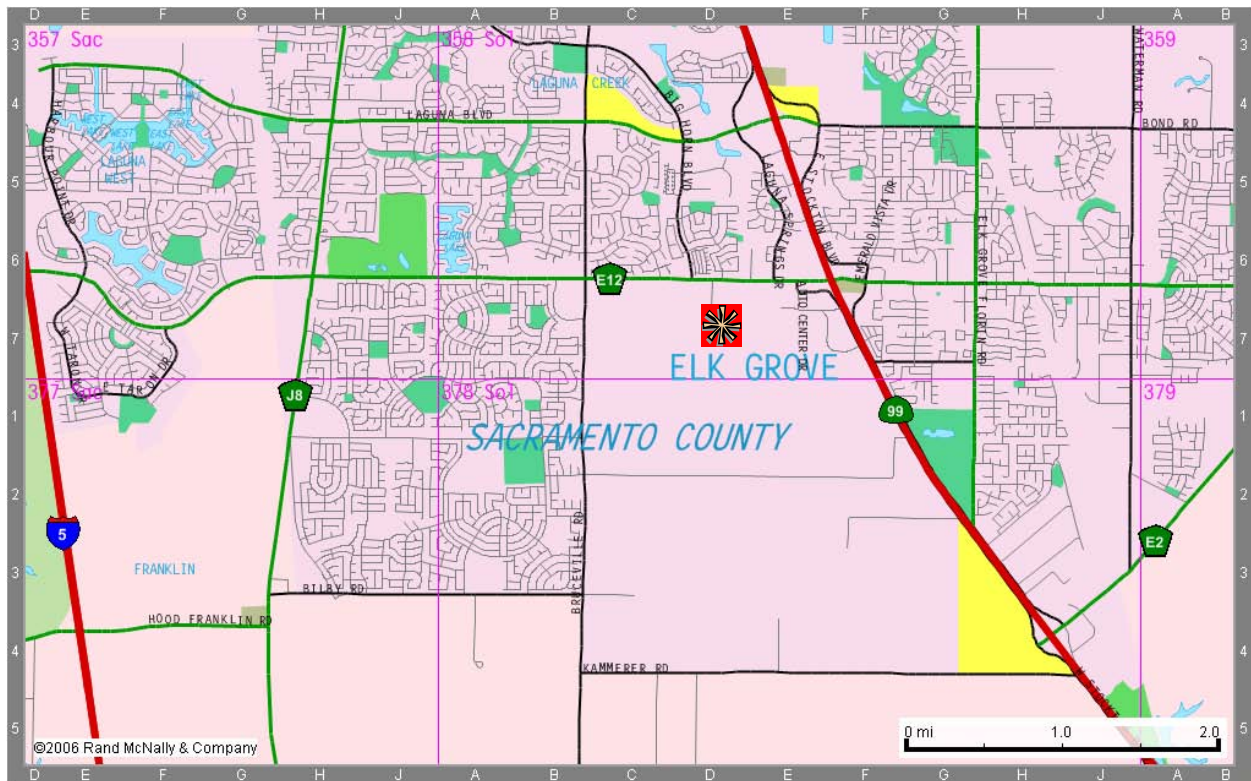
Project #4

Department: Water Resources (SCWA)

Estimated Project Cost: \$936,161

Expected Completion Date: 2017

Funding Sources: SCWA Zone 40



Project Description:

This project will provide another source of supply for the Big Horn WTP. The site has been purchased and the CEQA document was done at the tentative map phase. An updated document will be needed. The well drilling is expected to be completed in Summer of 2017. As development increases around this well site it will be much more difficult and expensive to drill. It is the Agency's desire to complete the drilling of this well prior to new construction encircling the site. Equipping of the well will occur when demand deems it necessary.

WATER RESOURCES - WATER SUPPLY

Big Horn Well #6 - Drilling

Project Costs	Prior Years	Fiscal Year 2014-15	Fiscal Year 2015-16	Fiscal Year 2016-17	Fiscal Year 2017-18	Fiscal Year 2018-19	Total
Construction Costs	0	0	0	700,000	0	0	700,000
Project Management/Design	0	0	95,750	40,000	0	0	135,750
Construction Inspection	0	0	0	65,000	0	0	65,000
Land Acquisition	30,411	0	0	0	0	0	30,411
Misc. Project Costs	0	0	0	5,000	0	0	5,000
TOTAL	30,411	0	95,750	810,000	0	0	936,161

Funding Sources	Prior Years	Fiscal Year 2014-15	Fiscal Year 2015-16	Fiscal Year 2016-17	Fiscal Year 2017-18	Fiscal Year 2018-19	Total
Grant Funding	0	0	0	0	0	0	0
SCWA ZONE 40, Bond Funded	0	0	0	0	0	0	0
SCWA ZONE 40, Paygo	30,411	0	95,750	810,000	0	0	936,161

Big Horn Water Treatment Plant - Phase 2 – On-site Well/Blend line/Filter

Elk Grove, CA 95758

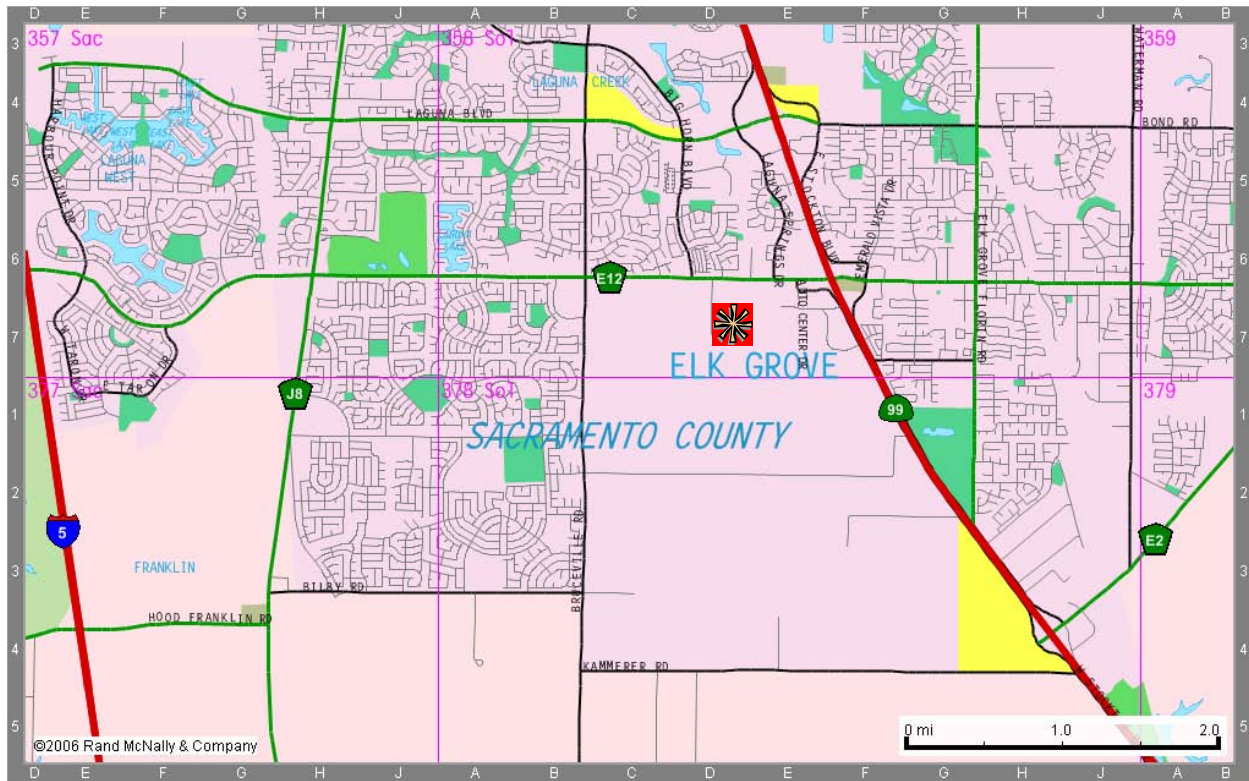
Project #5

Department: Water Resources (SCWA)

Estimated Project Cost: \$1,044,750

Expected Completion Date: 2016

Funding Sources: SCWA Zone 40



Project Description:

This project will increase water production capacity in the South Service Area (SSA) of Zone 40 and help replace capacity lost due to closure of wells with arsenic levels above the Maximum Contaminant Level. It will include equipping the Big Horn On-Site Well (#1) and constructing a “blend-line” feature on the existing filter system. The blend-line allows the operation of an additional supply well without added treatment. The additional water supply bypasses the filter system and is blended with the water that is filtered. This is not a typical operational mode, but can be used if water storage levels are drawn below normal levels. An additional filter will be installed with this project as well.

WATER RESOURCES - WATER SUPPLY

Big Horn Water Treatment Plant - Phase 2 - On-site Well/Blend line/Filter

Project Costs	Prior Years	Fiscal Year 2014-15	Fiscal Year 2015-16	Fiscal Year 2016-17	Fiscal Year 2017-18	Fiscal Year 2018-19	Total
Construction Costs	2,556	0	0	780,000	0	0	782,556
Project Management/Design	36,561	0	0	99,000	0	0	135,561
Construction Inspection	169	0	0	79,000	0	0	79,169
Land Acquisition	0	0	0	0	0	0	0
Misc. Project Costs	5,464	0	0	42,000	0	0	47,464
TOTAL	44,750	0	0	1,000,000	0	0	1,044,750

Funding Sources	Prior Years	Fiscal Year 2013-14	Fiscal Year 2014-15	Fiscal Year 2016-17	Fiscal Year 2017-18	Fiscal Year 2018-19	Total
Grant Funding	0	0	0	0	0	0	0
SCWA ZONE 40, Bond Funded	0	0	0	0	0	0	0
SCWA ZONE 40, Paygo	44,750	0	0	1,000,000	0	0	1,044,750

Elk Grove Water Service Wholesale Meter

Sacramento, CA 95624

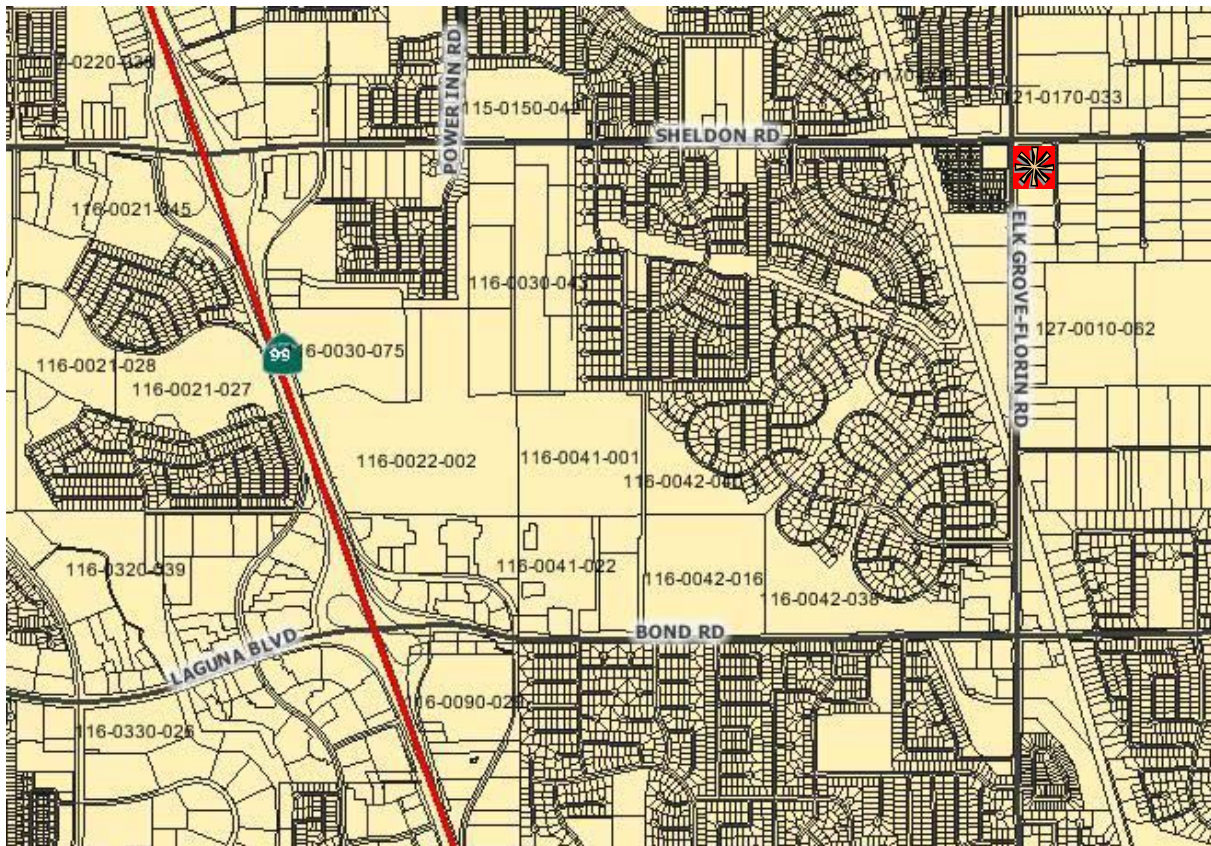
Project #6

Department: Water Resources (SCWA)

Estimated Project Cost: \$391,352

Expected Completion Date: 2014

Funding Sources: SCWA Zone 40



Project Description:

This project involves the construction of one below grade wholesale water meter station at existing points of connection between SCWA and Elk Grove Water Service. This proposed meter is located on Elk Grove-Florin Road just south of Sheldon Road. Environmental review is complete and easement acquisition is in process.

WATER RESOURCES - WATER SUPPLY

Elk Grove Water Service Wholesale Meter

Project Costs	Prior Years	Fiscal Year 2014-15	Fiscal Year 2015-16	Fiscal Year 2016-17	Fiscal Year 2017-18	Fiscal Year 2018-19	Total
Construction Costs	0	240,000	0	0	0	0	240,000
Project Management/Design	82,000	10,000	0	0	0	0	92,000
Construction Inspection	0	26,000	0	0	0	0	26,000
Land Acquisition	10,000	0	0	0	0	0	10,000
Misc. Project Costs	23,352	0	0	0	0	0	23,352
TOTAL	115,352	276,000	0	0	0	0	391,352

Funding Sources	Prior Years	Fiscal Year 2014-15	Fiscal Year 2015-16	Fiscal Year 2016-17	Fiscal Year 2017-18	Fiscal Year 2018-19	Total
SCWA ZONE 40, Bond Funded	0	0	0	0	0	0	0
SCWA ZONE 40, Paygo	115,352	276,000	0	0	0	0	391,352

Grantline Road - UPRR Grade Separation

Sacramento, CA 95624

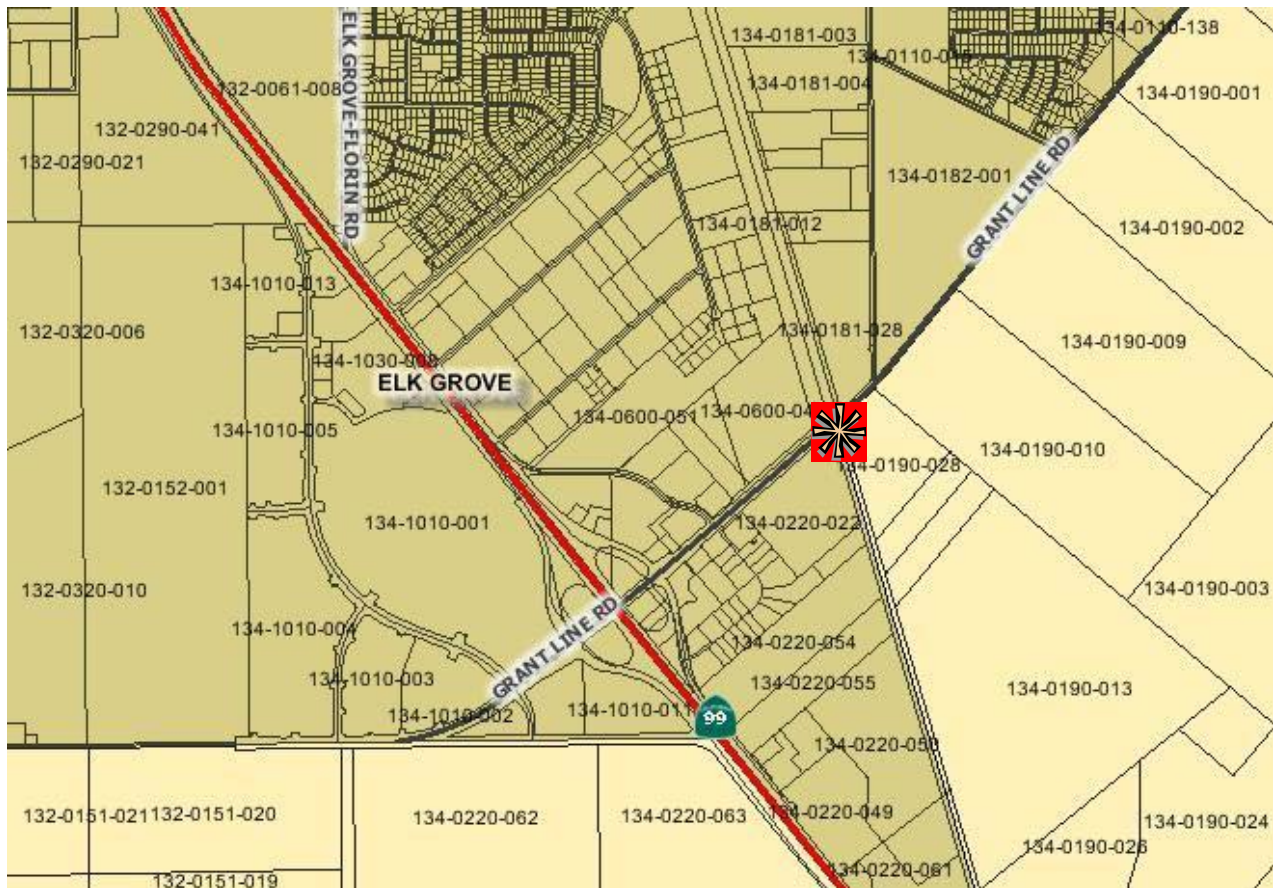
Project #7

Department: Water Resources (SCWA)

Estimated Project Cost: \$1,367,612

Expected Completion Date: 2015

Funding Sources: SCWA Zone 40



Project Description:

This project includes the installation of a 24-inch transmission main with the City of Elk Grove's Grade Separation project for Grantline Road at its UPRR crossing. This will complete the 24-inch t-main along the Grantline-Kammerer corridor that connects the Central and South water service areas of Zone 40, replacing a 14-inch main that currently crosses beneath the UPRR tracks. The new 24-inch main will cross underneath the tracks rather than in the bridge deck of the overpass. A reimbursement agreement with the City has been approved which will allow a portion of the reimbursement to be completed over a five year period.

WATER RESOURCES - WATER SUPPLY

Grantline Road - UPRR Grade Separation

Project Costs	Prior Years	Fiscal Year 2014-15	Fiscal Year 2015-16	Fiscal Year 2016-17	Fiscal Year 2017-18	Fiscal Year 2018-19	Total
Construction Costs	300,000	233,000	73,000	73,000	73,000	73,000	825,000
Project Mgmt./Design	386,492	27,043	0	0	0	0	413,535
Construction Inspection	25,000	32,700	0	0	0	0	57,700
Land Acquisition	10,000	0	0	0	0	0	10,000
Misc. Project Costs	11,377	10,000	10,000	10,000	10,000	10,000	61,377
TOTAL	732,869	302,743	83,000	83,000	83,000	83,000	1,367,612

Funding Sources	Prior Years	Fiscal Year 2014-15	Fiscal Year 2015-16	Fiscal Year 2016-17	Fiscal Year 2017-18	Fiscal Year 2018-19	Total
Grant Funded	0	0	0	0	0	0	0
SCWA ZONE 40, Bond Funded	0	0	0	0	0	0	0
SCWA ZONE 40, Paygo	732,869	302,743	83,000	83,000	83,000	83,000	1,367,612

Hood Manganese Treatment Facilities

All Zone 41 Service Areas

Project #8

Department: Water Resources (SCWA)

Estimated Project Cost: \$707,138

Expected Completion Date: 2014

Funding Sources: Zone 41



Project Description:

The township of Hood is served by an older water system that is supplied by two wells. The water from these wells has elevated levels of manganese, which does not raise a health concern, but causes aesthetic challenges for the residents. Even though manganese is not a health issue, the State of California now requires this constituent to be addressed for new water systems and requires existing systems to create a plan to address this issue.

Project includes:

- Water Treatment Plant & Well improvements
- Well Pumps
- Backwash Tank
- Sludge Tank
- Chemical Storage
- 150,000 Gallon Storage Tank
- Booster Pump Station
- Control Room

WATER RESOURCES - WATER SUPPLY

Hood Manganese Treatment Facility

Project Costs	Prior Years	Fiscal Year 2014-15	Fiscal Year 2015-16	Fiscal Year 2016-17	Fiscal Year 2017-18	Fiscal Year 2018-19	Total
Construction Costs	26,742	310,000	0	0	0	0	336,742
Project Management/Design	0	0	0	0	0	0	0
Construction Inspection	0	30,000	0	0	0	0	30,000
Land Acquisition	0	0	0	0	0	0	0
Misc. Project Costs	190,396	150,000	0	0	0	0	340,396
TOTAL	217,138	490,000	0	0	0	0	707,138

Funding Sources	Prior Years	Fiscal Year 2014-15	Fiscal Year 2014-15	Fiscal Year 2016-17	Fiscal Year 2017-18	Fiscal Year 2018-19	Total
Grant funded	0	0	0	0	0	0	0
SCWA ZONE 41, Bond Funded	0	0	0	0	0	0	0
SCWA ZONE 41, Paygo	217,138	490,000	0	0	0	0	707,138

WATER RESOURCES - WATER SUPPLY

Kammerer/Promenade Flow Control Station

Project Costs	Prior Years	Fiscal Year 2014-15	Fiscal Year 2015-16	Fiscal Year 2016-17	Fiscal Year 2017-18	Fiscal Year 2018-19	Total
Construction Costs	60,000	280,000	0	0	0	0	340,000
Project Mgmt./Design	22,907	67,000	0	0	0	0	89,907
Construction Inspection	0	55,000	0	0	0	0	55,000
Land Acquisition	0	0	0	0	0	0	0
Misc. Project Costs	0	23,000	0	0	0	0	23,000
TOTAL	82,907	425,000	0	0	0	0	507,907

Funding Sources	Prior Years	Fiscal Year 2014-15	Fiscal Year 2015-16	Fiscal Year 2016-17	Fiscal Year 2017-18	Fiscal Year 2018-19	Total
Grant Funded	0	0	0	0	0	0	0
SCWA ZONE 40, Bond Funded	0	0	0	0	0	0	0
SCWA ZONE 40, Paygo	82,907	425,000	0	0	0	0	507,907

Laguna Water Meter Project - Area C

Sacramento, CA 95829

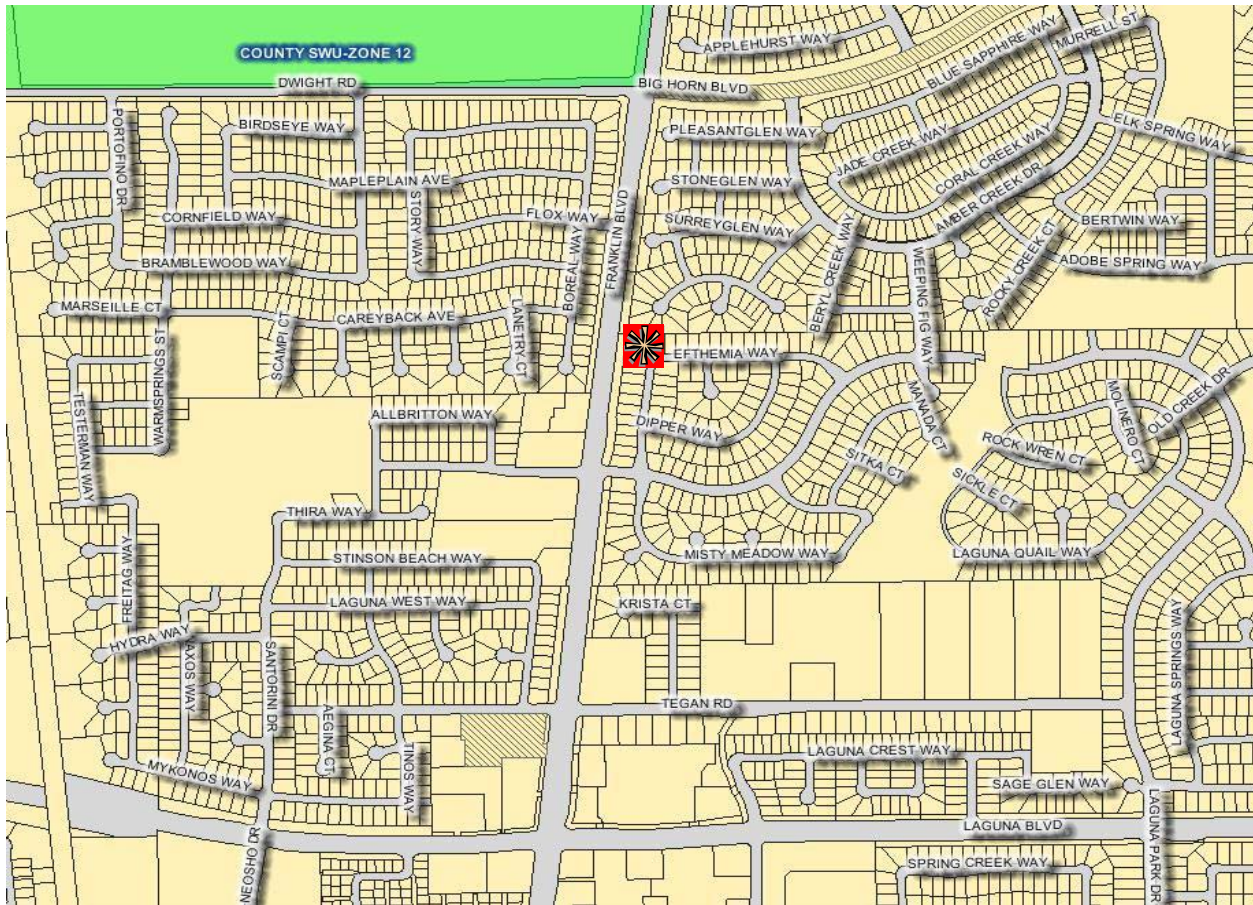
Project #10

Department: Water Resources (SCWA)

Estimated Project Cost: \$3,682,583

Expected Completion Date: 2014

Funding Sources: SCWA Zone 40



Project Description:

This project will install 2,044 residential meters in the Laguna Service area. This project will furnish all of the labor, materials, and equipment for installing water meters and radio read transceiver units in accordance with Sacramento County Improvement Standards and Specifications.

WATER RESOURCES - WATER SUPPLY

Laguna Water Meter Project - Area C

Project Costs	Prior Years	Fiscal Year 2014-15	Fiscal Year 2015-16	Fiscal Year 2016-17	Fiscal Year 2017-18	Fiscal Year 2018-19	Total
Construction Costs	2,000,000	1,191,000	0	0	0	0	3,191,000
Project Management/Design	94,483	100,000	0	0	0	0	194,483
Construction Inspection	100,000	190,100	0	0	0	0	290,100
Land Acquisition	0	0	0	0	0	0	0
Misc. Project Costs	7,000	0	0	0	0	0	7,000
TOTAL	2,201,483	1,481,100	0	0	0	0	3,682,583

Funding Sources	Prior Years	Fiscal Year 2014-15	Fiscal Year 2015-16	Fiscal Year 2016-17	Fiscal Year 2017-18	Fiscal Year 2018-19	Total
Grant Funded	0	0	0	0	0	0	0
SCWA ZONE 40, Bond Funded	0	0	0	0	0	0	0
SCWA ZONE 40, Paygo	2,201,483	1,481,100	0	0	0	0	3,682,583

NSA Pipeline - Interim

Sacramento, CA

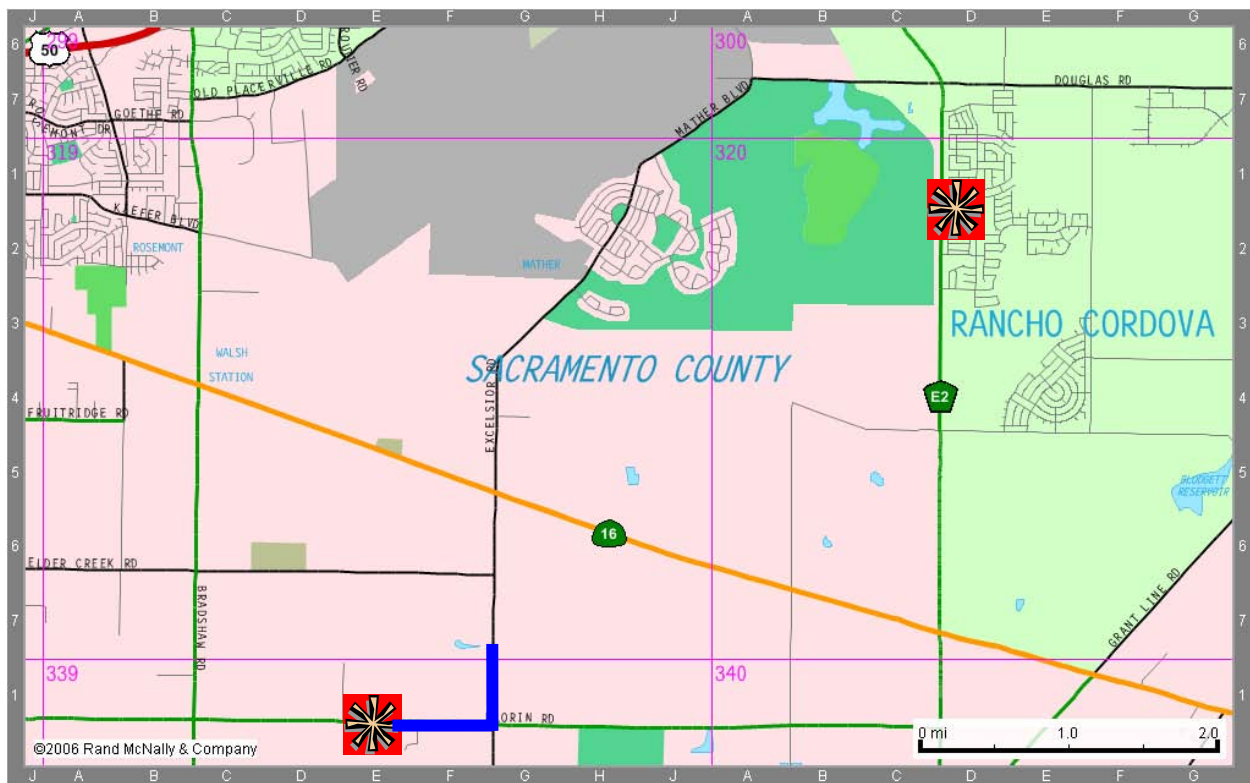
Project #11

Department: Water Resources (SCWA)

Estimated Total Project Cost: \$9,578,000

Expected Completion Date: 2016

Funding Sources: SCWA Zone 40



Project Description:

This project includes the construction of a large diameter potable water transmission main that will convey treated water from the Vineyard Surface Water Treatment Plant (VSWTP) to an existing Raw Water pipeline in Excelsior Road. A 66-inch pipe will be constructed on Florin Road from the VSWTP to Excelsior Road. A 30-inch pipe will travel north, from Florin Road to the existing 30-inch pipeline. Improvements (additional pumps, electrical and instrumentation upgrades, site improvements, etc.) will be made at both the VSWTP and the Anatolia Water Treatment Plant (AWTP) to convey the treated water. The treated water from the VSWTP will be combined with raw water from three existing offsite wells. This combined water will be treated at the AWTP.

WATER RESOURCES - WATER SUPPLY

NSA Pipeline - Phase 1

Project Costs	Prior Years	Fiscal Year 2014-15	Fiscal Year 2015-16	Fiscal Year 2016-17	Fiscal Year 2017-18	Fiscal Year 2018-19	Total
Construction Costs	0	7,833,000	0	0	0	0	7,833,000
Project Management/Design	638,000	264,500	47,500	0	0	0	950,000
Construction Inspection	0	402,857	302,143	0	0	0	705,000
Land Acquisition	0	0	0	0	0	0	0
Misc. Project Costs	90,000	0	0	0	0	0	90,000
TOTAL	728,000	8,500,357	349,643	0	0	0	9,578,000

Funding Sources	Prior Years	Fiscal Year 2014-15	Fiscal Year 2015-16	Fiscal Year 2016-17	Fiscal Year 2017-18	Fiscal Year 2018-19	Total
Grant Funding	0	0	0	0	0	0	0
SCWA ZONE 40, Bond Funded	0	0	0	0	0	0	0
SCWA ZONE 40, Paygo	728,000	8,500,357	349,643	0	0	0	9,578,000

WATER RESOURCES - WATER SUPPLY

NSA Pipeline – Phase 1

Sacramento, CA 95829, 95830, 95655, 95742

Project #12

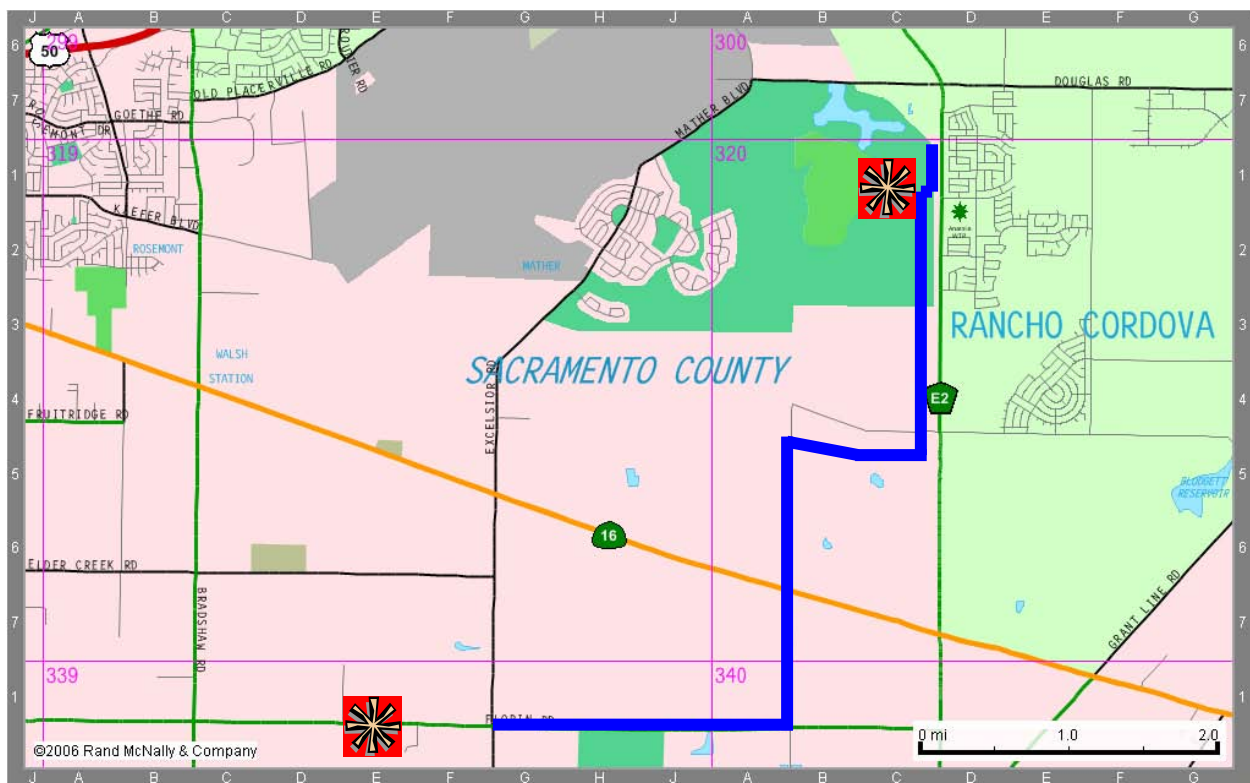
Department: Water Resources (SCWA)

Est. Cost during 5 YR CIP: \$5,779,988

Estimated Total Project Cost: \$84.5 million

Expected Completion Date: 2023

Funding Sources: SCWA Zone 40



Project Description:

This project includes the construction of a large diameter potable water transmission main that will convey water from the Vineryard Surface Water Treatment plant to the North Service Area (NSA) of Zone 40. The pipeline will range in size from 66-inch at the connection to the NSA Pipeline Phase 1 project to 42-inch at the NSA point of connection at Sunrise Blvd. and Douglas Road. The total length is about 8 miles. The project also includes a utility bridge structure that will carry treated water from the booster station across the Folsom South Canal as well as a terminal tank and booster pump station with 10 million gallons of storage. A CEQA document has been prepared by DERA and approved by the SCWA Board for this project (Mitigated Negative Declaration, Control No. 2009-70123). It is anticipated the CEQA document will need to be updated due to the long lapse of inactivity. Schedule for construction start is unknown, currently assumed to be 2020.

WATER RESOURCES - WATER SUPPLY

NSA Pipeline - Phase 1

Project Costs	Prior Years	Fiscal Year 2014-15	Fiscal Year 2015-16	Fiscal Year 2016-17	Fiscal Year 2017-18	Fiscal Year 2018-19	Total
Construction Costs	0	0	0	0	0	0	0
Project Mgmt./Design	328,105	60,000	174,199	440,000	1,390,000	1,790,275	4,182,579
Construction Inspection	33,609	0	0	0	0	0	33,609
Land Acquisition	0	0	80,000	40,000	305,044	0	425,044
Misc. Project Costs	113,104	0	10,000	185,652	730,000	100,000	1,138,756
TOTAL	474,818	60,000	264,199	665,652	2,425,044	1,890,275	5,779,988

Funding Sources	Prior Years	Fiscal Year 2014-15	Fiscal Year 2015-16	Fiscal Year 2016-17	Fiscal Year 2017-18	Fiscal Year 2018-19	Total
Grant Funding	0	0	0	0	0	0	0
SCWA ZONE 40, Bond Funded	0	0	0	0	0	0	0
SCWA ZONE 40, Paygo	474,818	60,000	264,199	665,652	2,425,044	1,890,275	5,779,988

Poppy Ridge Water Treatment Plant - Phase 2

Sacramento, CA 95742

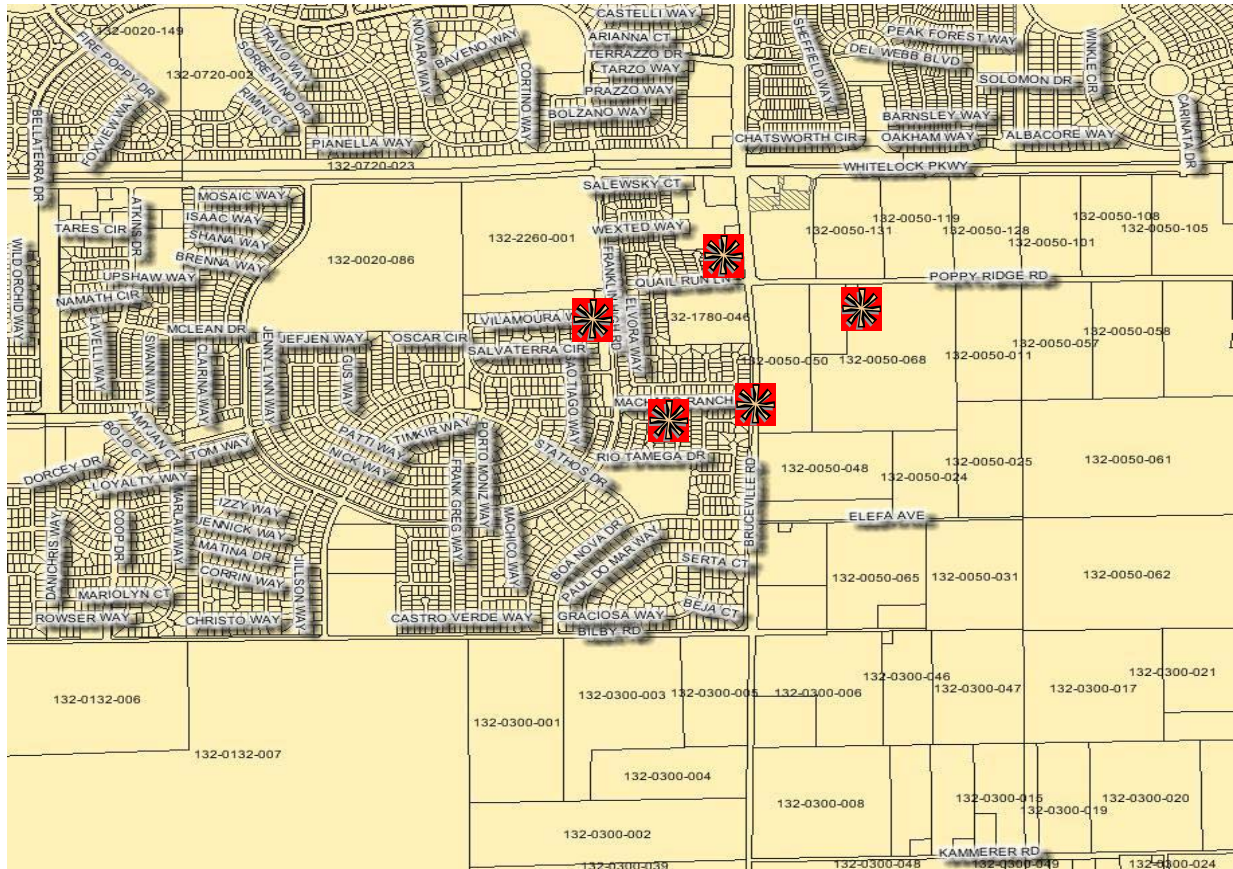
Project #13

Department: Water Resources (SCWA)

Estimated Project Cost: \$6,050,000

Expected Completion Date: 2018

Funding Sources: SCWA Zone 40



Project Description:

This project will increase water production capacity in the Central Service Area (CSA) of Zone 40. It will include equipping and improving 4 offsite wells including a generator. It will also expand the water treatment plant with additional filters, treated water booster pumps, reclaim pumps and all necessary piping and controls to accompany the addition of 4 new well sites.

WATER RESOURCES - WATER SUPPLY

Poppy Ridge Water Treatment Plant - Phase 2

Project Costs	Prior Years	Fiscal Year 2014-15	Fiscal Year 2015-16	Fiscal Year 2016-17	Fiscal Year 2017-18	Fiscal Year 2018-19	Total
Construction Costs	0	0	0	0	4,800,000	0	4,800,000
Project Management/Design	0	0	0	223,000	460,000	0	683,000
Construction Inspection	0	0	0	2,000	470,000	0	472,000
Land Acquisition	0	0	0	0	0	0	0
Misc. Project Costs	0	0	0	75,000	20,000	0	95,000
TOTAL	0	0	0	300,000	5,750,000	0	6,050,000

Funding Sources	Prior Years	Fiscal Year 2014-15	Fiscal Year 2015-16	Fiscal Year 2016-17	Fiscal Year 2017-18	Fiscal Year 2018-19	Total
Grant Funding	0	0	0	0	0	0	0
SCWA ZONE 40, Bond Funded	0	0	0	0	0	0	0
SCWA ZONE 40, Paygo	0	0	0	300,000	5,750,000	0	6,050,000

Sheldon/Hwy 99 Flow Control Station

Sacramento, CA 95758

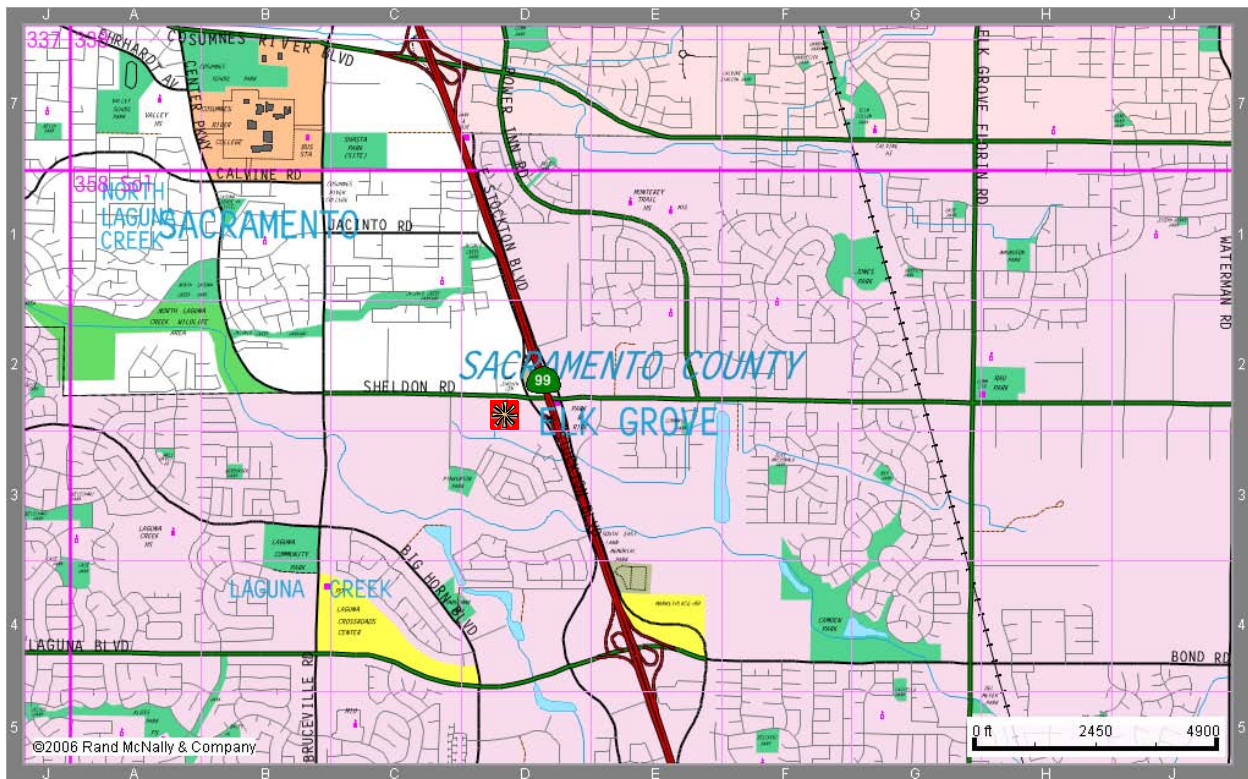
Project #14

Department: Water Resources (SCWA)

Estimated Project Cost: \$250,000

Expected Completion Date: 2015

Funding Sources: SCWA Zone 40



Project Description:

This project involves the construction of below grade vaults that will contain a rate-of-flow control valve and a flow meter to control and monitor the flow of water from the Central Service Area to the South Service Area of Zone 40. The flow control station will be located on the south side of Sheldon Road, just west of Hwy 99. The t-main in Sheldon Road has two 24-inch stubs that will carry water to and from this flow control station. An environmental review has not yet been performed. Property or easement acquisition will be required.

WATER RESOURCES - WATER SUPPLY

Sheldon/Hwy 99 Flow Control Station

Project Costs	Prior Years	Fiscal Year 2014-15	Fiscal Year 2015-16	Fiscal Year 2016-17	Fiscal Year 2017-18	Fiscal Year 2018-19	Total
Construction Costs	0	175,000	0	0	0	0	175,000
Project Mgmt./Design	0	27,000	0	0	0	0	27,000
Construction Inspection	0	30,000	0	0	0	0	30,000
Land Acquisition	0	2,000	0	0	0	0	2,000
Misc. Project Costs	0	16,000	0	0	0	0	16,000
TOTAL	0	250,000	0	0	0	0	250,000

Funding Sources	Prior Years	Fiscal Year 2014-15	Fiscal Year 2015-16	Fiscal Year 2016-17	Fiscal Year 2017-18	Fiscal Year 2018-19	Total
Grant Funded	0	0	0	0	0	0	0
SCWA ZONE 40, Bond Funded	0	0	0	0	0	0	0
SCWA ZONE 40, Paygo	0	250,000	0	0	0	0	250,000

Sunrise-Douglas Pressure Reducing Valve Stations

Rancho Cordova, CA 95742

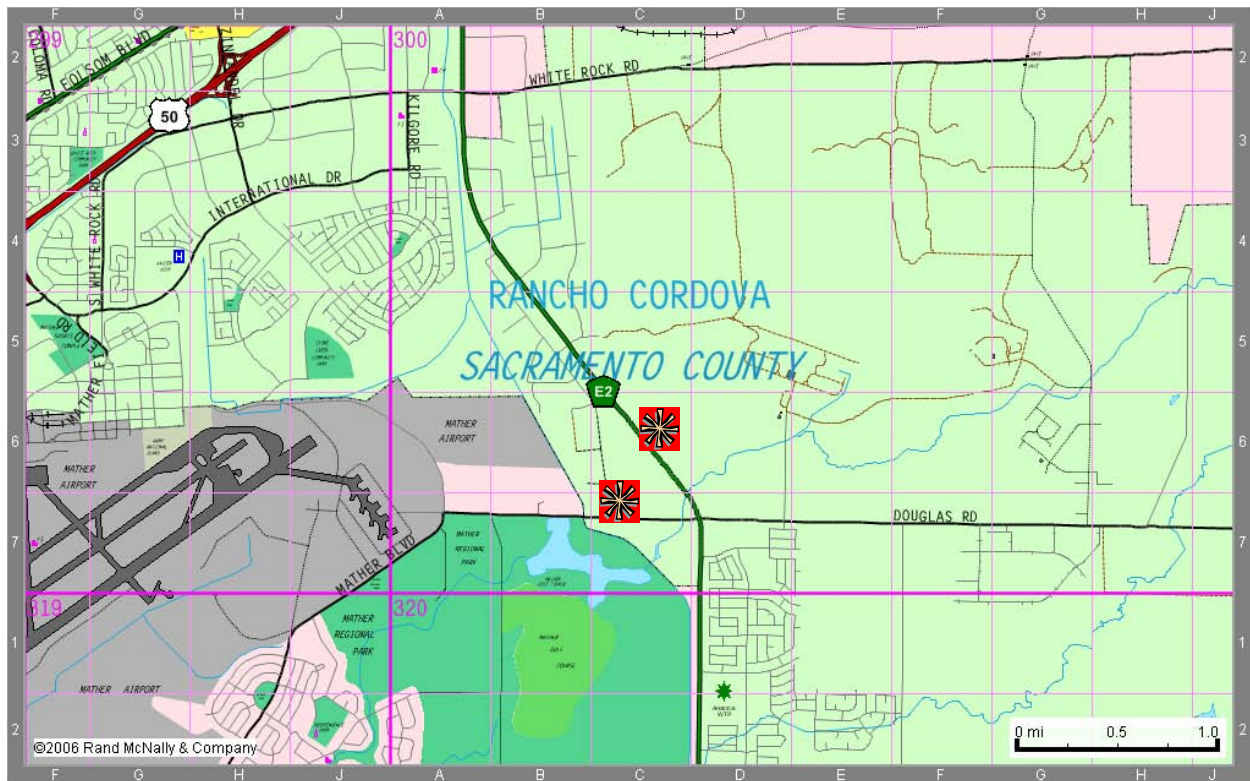
Project #15

Department: Water Resources (SCWA)

Estimated Project Cost: \$497,151

Expected Completion Date: 2014

Funding Sources: SCWA Zone 41



Project Description:

This project will include the construction of two pressure reducing stations to control the flow of water between pressure zones in the North Service Area. The goal is to limit how much water from Mather Housing and Anatolia WTP's is used to serve customers along the Sunrise Blvd. corridor north of Douglas Road. An environmental review has not been performed. Property or easement acquisition will be necessary.

WATER RESOURCES - WATER SUPPLY

Sunrise-Douglas Pressure Reducing Valve Station

Project Costs	Prior Years	Fiscal Year 2014-15	Fiscal Year 2015-16	Fiscal Year 2016-17	Fiscal Year 2017-18	Fiscal Year 2018-19	Total
Construction Costs	200,000	179,000	0	0	0	0	379,000
Project Management/Design	50,000	10,151	0	0	0	0	60,151
Construction Inspection	28,000	15,000	0	0	0	0	43,000
Land Acquisition	2,000	0	0	0	0	0	2,000
Misc. Project Costs	13,000	0	0	0	0	0	13,000
TOTAL	293,000	204,151	0	0	0	0	497,151

Funding Sources	Prior Years	Fiscal Year 2014-15	Fiscal Year 2015-16	Fiscal Year 2016-17	Fiscal Year 2017-18	Fiscal Year 2018-19	Total
SCWA ZONE 40, Bond Funded	0	0	0	0	0	0	0
SCWA ZONE 40, Paygo	293,000	204,151	0	0	0	0	497,151

TM – Bradshaw/Sheldon Intersection

Elk Grove, CA 95624

Project #16

Department: Water Resources (SCWA)

Estimated Project Cost: \$999,000

Expected Completion Date: 2017

Funding Sources: SCWA Zone 40



Project Description:

This project includes the installation of transmission main as part of the City of Elk Grove's intersection project for Sheldon and Bradshaw roads. This intersection includes the removal of a large existing box culvert and the installation of a new structure. In order for SCWA to minimize the need for large easements and environmental permits it is necessary to team with the City and install the water line concurrent with the construction of the intersection. This project is scheduled to begin construction in the spring of 2016.

WATER RESOURCES - WATER SUPPLY

TM - Bradshaw/Sheldon Intersection

Project Costs	Prior Years	Fiscal Year 2014-15	Fiscal Year 2015-16	Fiscal Year 2016-17	Fiscal Year 2017-18	Fiscal Year 2018-19	Total
Construction Costs	0	0	0	700,000	0	0	700,000
Project Mgmt./Design	0	55,000	0	85,000	0	0	140,000
Construction Inspection	0	0	0	75,000	0	0	75,000
Land Acquisition	0	10,000	0	5,000	0	0	15,000
Misc. Project Costs	0	35,000	0	34,000	0	0	69,000
TOTAL	0	100,000	0	899,000	0	0	999,000

Funding Sources	Prior Years	Fiscal Year 2014-15	Fiscal Year 2015-16	Fiscal Year 2016-17	Fiscal Year 2017-18	Fiscal Year 2018-19	Total
Grant Funded	0	0	0	0	0	0	0
SCWA ZONE 40, Bond Funded	0	0	0	0	0	0	0
SCWA ZONE 40, Paygo	0	100,000	0	899,000	0	0	999,000

TM - Grantline II – New Waterman Road to Bradshaw Road

Sacramento, CA 95624

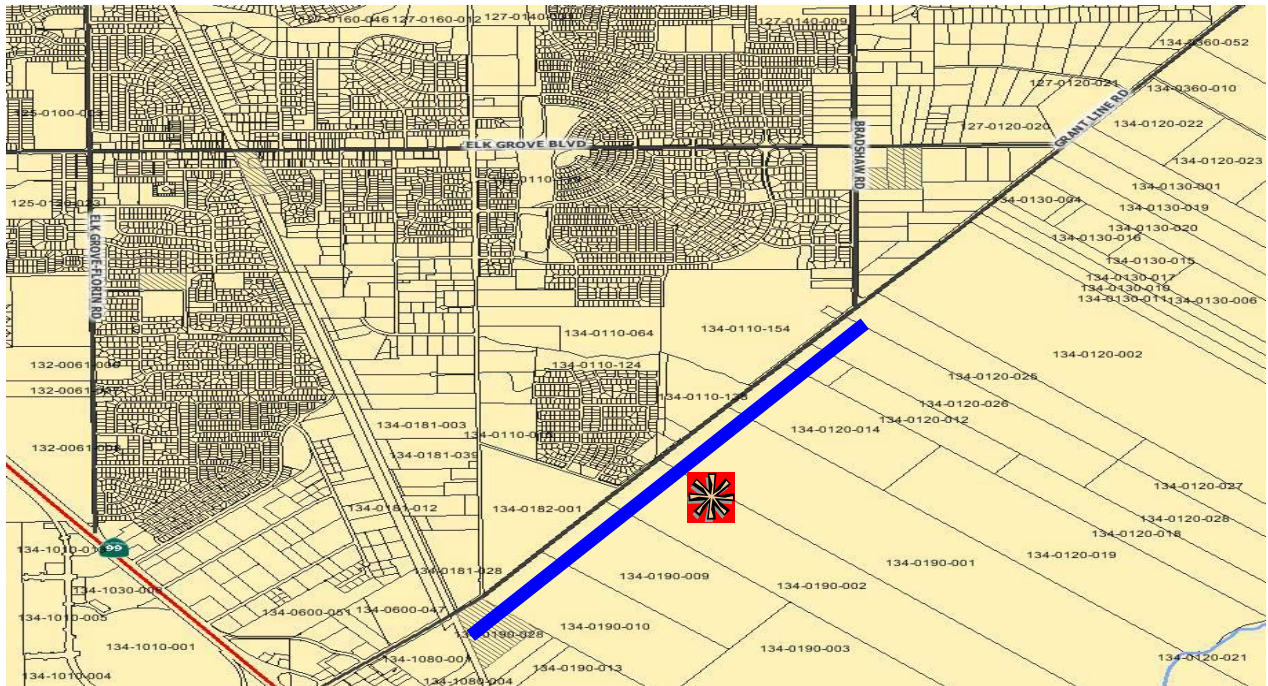
Project #17

Department: Water Resources (SCWA)

Estimated Project Cost: \$1,358,010

Expected Completion Date: 2017

Funding Sources: SCWA Zone 40



Project Description:

This project includes the installation of a 16-inch transmission main with the City of Elk Grove's project for Grantline Road northeast of its UPRR crossing. This will increase the connectivity along the Grantline-Kammerer corridor that connects the Central and South water service areas of Zone 40. By teaming with the City, we can share in the general project costs and help to eliminate the public nuisance of constructing under two separate contracts.

WATER RESOURCES - WATER SUPPLY

TM - Grantline II - New Waterman Road to Bradshaw Road

Project Costs	Prior Years	Fiscal Year 2014-15	Fiscal Year 2015-16	Fiscal Year 2016-17	Fiscal Year 2017-18	Fiscal Year 2018-19	Total
Construction Costs	0	0	0	951,230	0	0	951,230
Project Mgmt./Design	0	0	0	281,780	0	0	281,780
Construction Inspection	0	0	0	113,000	0	0	113,000
Land Acquisition	0	0	0	0	0	0	0
Misc. Project Costs	0	0	0	12,000	0	0	12,000
TOTAL	0	0	0	1,358,010	0	0	1,358,010

Funding Sources	Prior Years	Fiscal Year 2014-15	Fiscal Year 2015-16	Fiscal Year 2016-17	Fiscal Year 2017-18	Fiscal Year 2018-19	Total
Grant Funded	0	0	0	0	0	0	0
SCWA ZONE 40, Bond Funded	0	0	0	0	0	0	0
SCWA ZONE 40, Paygo	0	0	0	1,358,010	0	0	1,358,010

TM – Sheldon/Waterman Intersection

Elk Grove, CA 95624

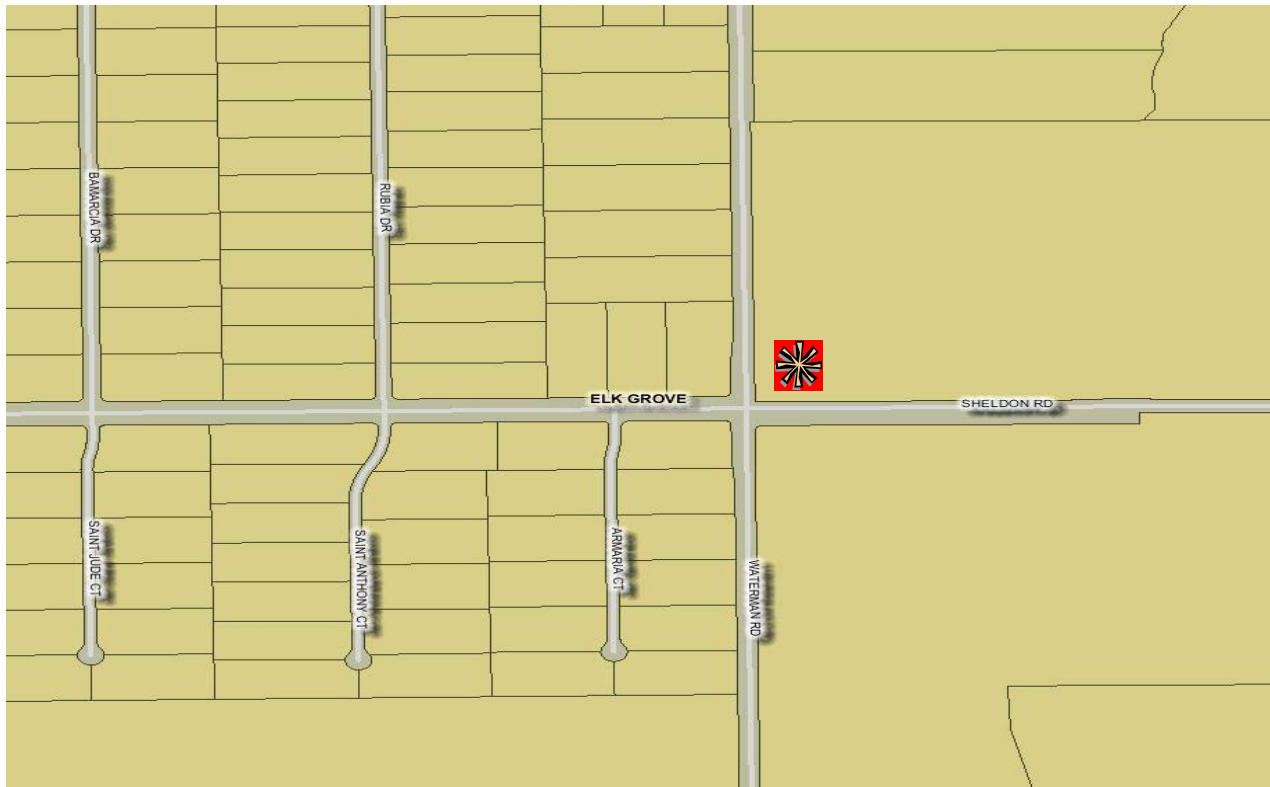
Project #18

Department: Water Resources (SCWA)

Estimated Project Cost: \$550,000

Expected Completion Date: 2017

Funding Sources: SCWA Zone 40



Project Description:

This project includes the installation of transmission main as part of the City of Elk Grove's intersection project for Sheldon and Waterman roads. This intersection includes the removal of a large existing box culvert and the installation of a new structure. In order for SCWA to minimize the need for large easements and environmental permits it is necessary to team with the City and install the water line concurrent with the construction of the intersection. The construction schedule for this project is estimated to begin in the Fall of 2017.

WATER RESOURCES - WATER SUPPLY

TM - Sheldon/Waterman Intersection

Project Costs	Prior Years	Fiscal Year 2014-15	Fiscal Year 2015-16	Fiscal Year 2016-17	Fiscal Year 2017-18	Fiscal Year 2018-19	Total
Construction Costs	0	0	0	415,000	0	0	415,000
Project Mgmt./Design	0	0	0	51,000	0	0	51,000
Construction Inspection	0	0	0	46,000	0	0	46,000
Land Acquisition	0	0	0	10,000	0	0	10,000
Misc. Project Costs	0	0	0	28,000	0	0	28,000
TOTAL	0	0	0	550,000	0	0	550,000

Funding Sources	Prior Years	Fiscal Year 2014-15	Fiscal Year 2015-16	Fiscal Year 2016-17	Fiscal Year 2017-18	Fiscal Year 2018-19	Total
Grant Funded	0	0	0	0	0	0	0
SCWA ZONE 40, Bond Funded	0	0	0	0	0	0	0
SCWA ZONE 40, Paygo	0	0	0	550,000	0	0	550,000

Walgreens Well

Sacramento, CA 95864

Project #19

Department: Water Resources (SCWA)

Estimated Project Cost: \$520,000

Expected Completion Date: 2015

Funding Sources: SCWA Zone 41



Project Description:

The Arden Park Vista service area was constructed beginning in the post WWII 1940's. The northeastern tip of the service area, located east of Eastern Boulevard and south of Arden Way, consists of one well (Stewart Well) located on Stewart Road. In the spring of 2011, the Stewart Well failed requiring major rehabilitation. During the assessment of the well, it was found that the geology had changed and the well can only safely produce about 1/3 the original capacity. The Walgreens Well will bridge the production gap between the previous and current capacity of Stewart Well.

The Walgreens Well will include domestic potable water well, chemical feed system, electrical panels, SCADA system, and distribution main pipe connecting the well to an existing distribution main pipe to the east. This well site will have a small footprint in the rear of the Walgreens drug store property thus taking advantage of inexpensive land space while bringing much needed water to the Arden Park Vista service area.

WATER RESOURCES - WATER SUPPLY

Walgreens Well

Project Costs	Prior Years	Fiscal Year 2014-15	Fiscal Year 2015-16	Fiscal Year 2016-17	Fiscal Year 2017-18	Fiscal Year 2018-19	Total
Construction Costs	0	430,000	0	0	0	0	430,000
Project Management/Design	7,000	10,000	0	0	0	0	17,000
Construction Inspection	0	0	0	0	0	0	0
Land Acquisition	0	20,000	0	0	0	0	20,000
Misc. Project Costs	13,000	40,000	0	0	0	0	53,000
TOTAL	20,000	500,000	0	0	0	0	520,000

Funding Sources	Prior Years	Fiscal Year 2014-15	Fiscal Year 2014-15	Fiscal Year 2016-17	Fiscal Year 2017-18	Fiscal Year 2018-19	Total
Grant funded	0	0	0	0	0	0	0
SCWA ZONE 41, Bond Funded	0	0	0	0	0	0	0
SCWA ZONE 41, Paygo	20,000	500,000	0	0	0	0	520,000

Waterman/Grantline Wholesale Meter Station

Sacramento, CA 95624

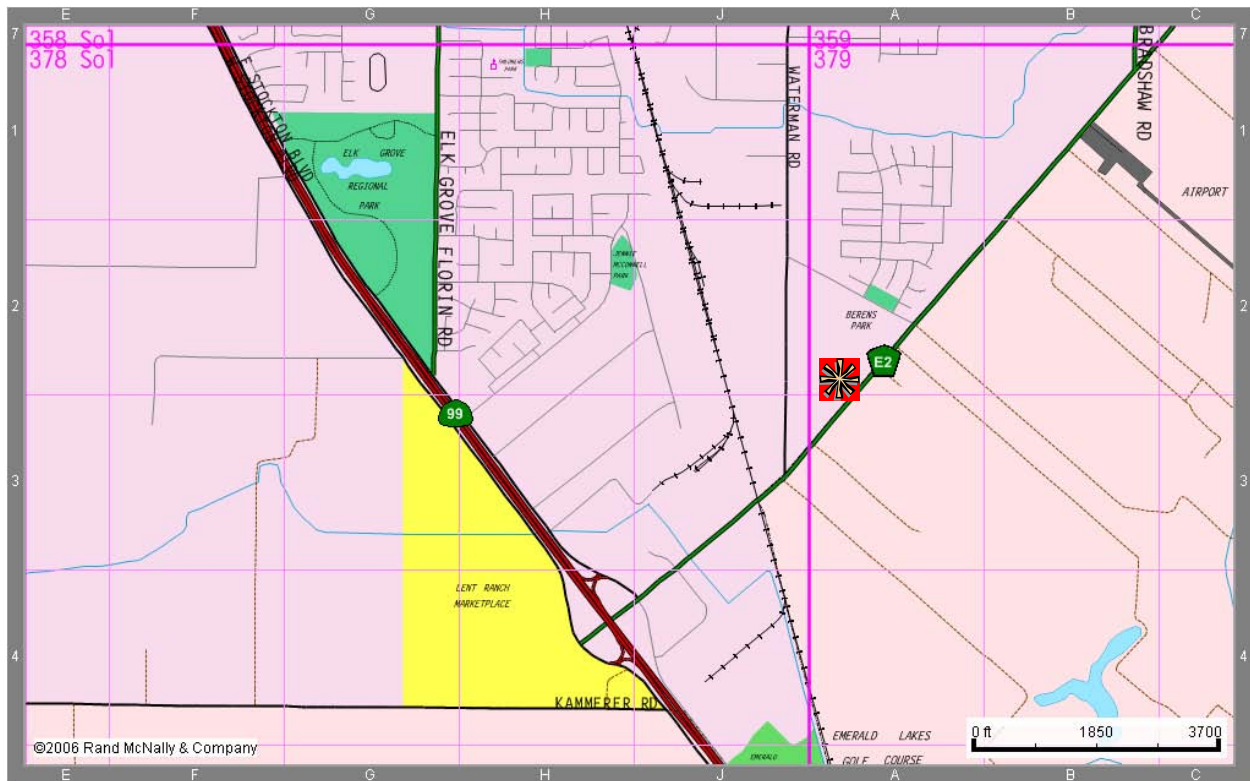
Project #20

Department: Water Resources (SCWA)

Estimated Project Cost: \$310,851

Expected Completion Date: 2016

Funding Sources: SCWA Zone 40



Project Description:

This project involves the construction of a below grade wholesale water meter station at an existing point of connection between SCWA and Elk Grove Water Service. The location of the proposed meter station is on the new Waterman Road alignment, just north west of its intersection with Grantline Road. An environmental review has not yet been performed. Property or easement acquisition may be required.

WATER RESOURCES - WATER SUPPLY

Waterman/Grantline Wholesale Meter Station

Project Costs	Prior Years	Fiscal Year 2014-15	Fiscal Year 2015-16	Fiscal Year 2016-17	Fiscal Year 2017-18	Fiscal Year 2018-19	Total
Construction Costs	0	0	235,000	0	0	0	235,000
Project Management/Design	10,851	0	30,000	0	0	0	40,851
Construction Inspection	0	0	20,000	0	0	0	20,000
Land Acquisition	0	0	2,000	0	0	0	2,000
Misc. Project Costs	0	0	13,000	0	0	0	13,000
TOTAL	10,851	0	300,000	0	0	0	310,851

Funding Sources	Prior Years	Fiscal Year 2014-15	Fiscal Year 2015-16	Fiscal Year 2016-17	Fiscal Year 2017-18	Fiscal Year 2018-19	Total
SCWA ZONE 40, Bond Funded	0	0	0	0	0	0	0
SCWA ZONE 40, Paygo	10,851	0	300,000	0	0	0	310,851

Whitelock Well #2 - Drilling

Elk Grove, CA 95758

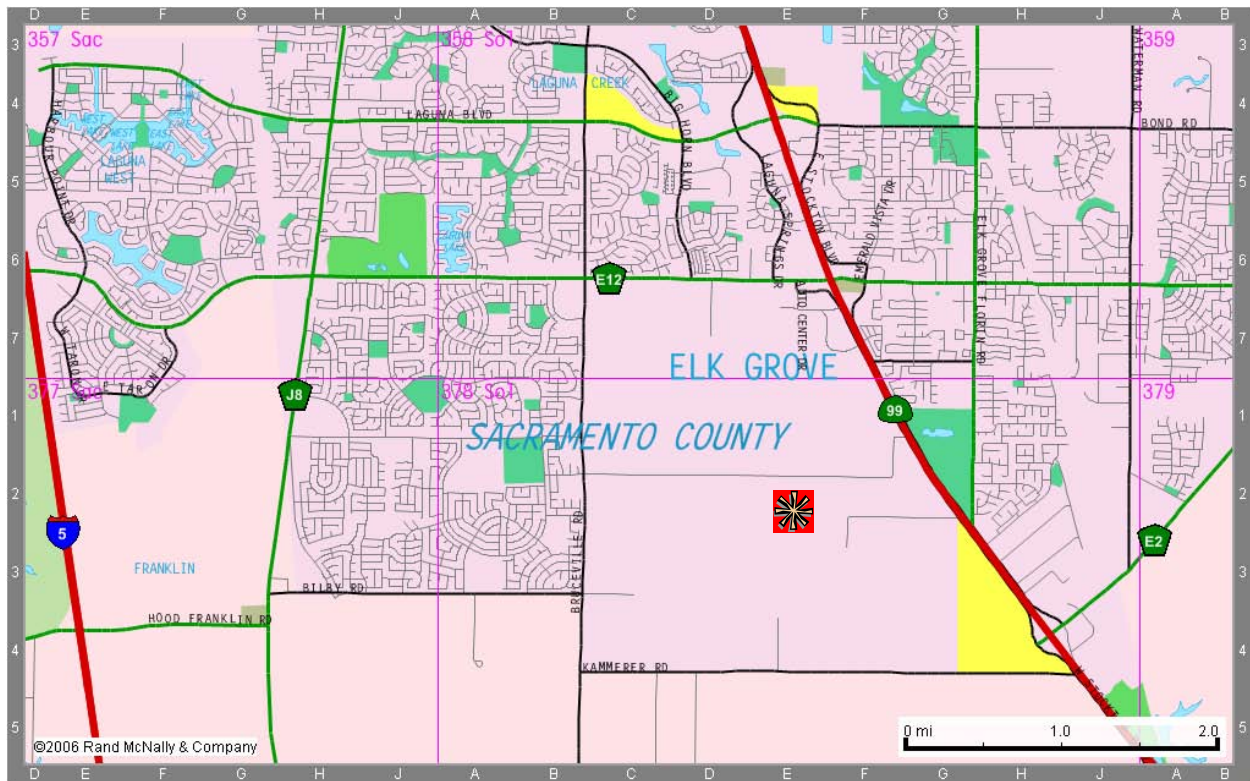
Project #21

Department: Water Resources (SCWA)

Estimated Project Cost: \$905,000

Expected Completion Date: 2015

Funding Sources: SCWA Zone 40



Project Description:

This project will provide two sources of supply for the New Whitelock WTP. CEQA documentation will be needed and the property is in the process of being purchased. The Agency will most likely perform a Test Hole prior to purchase of this site. The well drilling is expected to be completed in Spring 2015. As development increases around this well site it will be much more difficult and expensive to drill. It is the Agency's desire to complete the drilling of this well prior to new construction encircling the site. Equipping of the well will occur when demand deems it necessary.

WATER RESOURCES - WATER SUPPLY

Whitelock Well #2 - Drilling

Project Costs	Prior Years	Fiscal Year 2014-15	Fiscal Year 2015-16	Fiscal Year 2016-17	Fiscal Year 2017-18	Fiscal Year 2018-19	Total
Construction Costs	0	700,000	0	0	0	0	700,000
Project Management/Design	0	117,500	0	0	0	0	117,500
Construction Inspection	0	61,000	0	0	0	0	61,000
Land Acquisition	0	20,000	0	0	0	0	20,000
Misc. Project Costs	0	6,500	0	0	0	0	6,500
TOTAL	0	905,000	0	0	0	0	905,000

Funding Sources	Prior Years	Fiscal Year 2014-15	Fiscal Year 2015-16	Fiscal Year 2016-17	Fiscal Year 2017-18	Fiscal Year 2018-19	Total
Grant Funding	0	0	0	0	0	0	0
SCWA ZONE 40, Bond Funded	0	0	0	0	0	0	0
SCWA ZONE 40, Paygo	0	905,000	0	0	0	0	905,000

Whitelock Well #3 - Drilling

Elk Grove, CA 95758

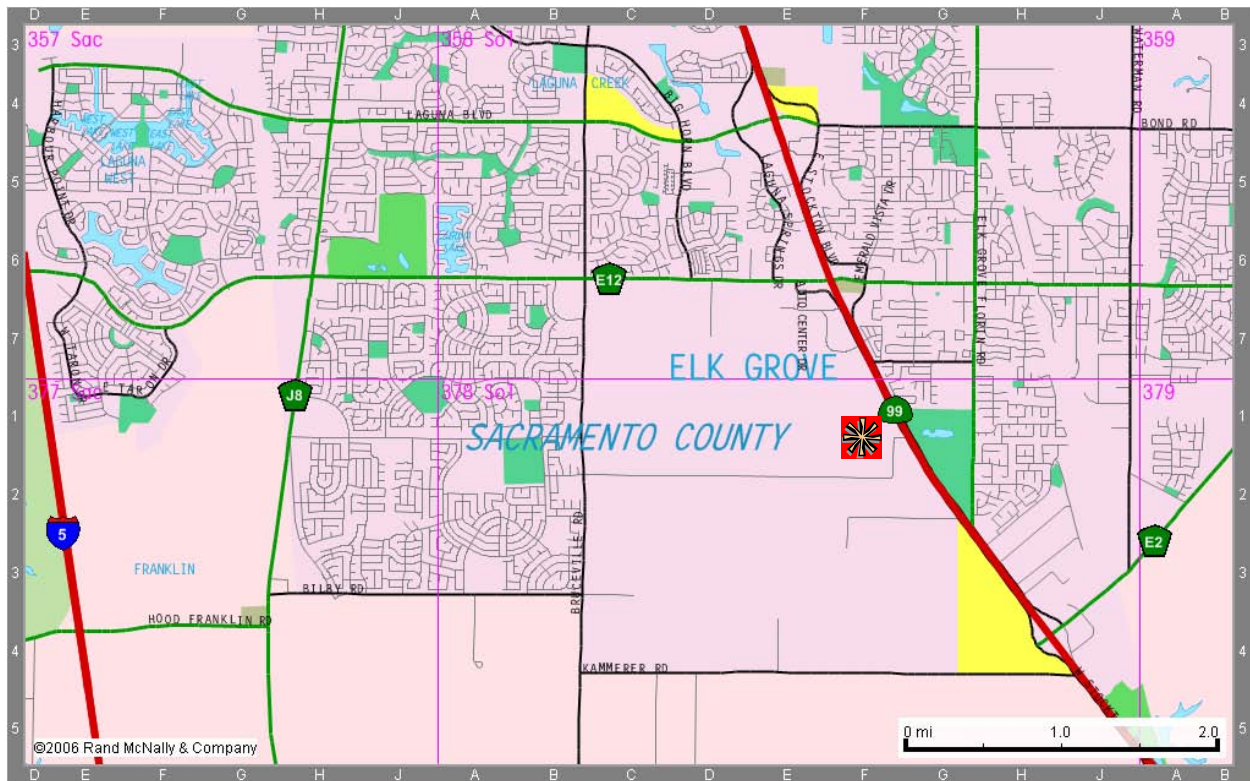
Project #22

Department: Water Resources (SCWA)

Estimated Project Cost: \$905,000

Expected Completion Date: 2016

Funding Sources: SCWA Zone 40



Project Description:

This project will provide a new source of supply for the New Whitelock WTP. CEQA documentation will be needed and the property is in the process of being purchased. The Agency will need to perform a Test Hole prior to drilling. The well drilling is expected to be completed in Spring 2016. As development increases around this well site it will be much more difficult and expensive to drill. It is the Agency's desire to complete the drilling of this well prior to new construction encircling the site. Equipping of the well will occur when demand deems it necessary.

WATER RESOURCES - WATER SUPPLY

Whitelock Well #3 - Drilling

Project Costs	Prior Years	Fiscal Year 2014-15	Fiscal Year 2015-16	Fiscal Year 2016-17	Fiscal Year 2017-18	Fiscal Year 2018-19	Total
Construction Costs	0	0	700,000	0	0	0	700,000
Project Management/Design	0	0	118,500	0	0	0	118,500
Construction Inspection	0	0	64,000	0	0	0	64,000
Land Acquisition	0	0	20,000	0	0	0	20,000
Misc. Project Costs	0	0	2,500	0	0	0	2,500
TOTAL	0	0	905,000	0	0	0	905,000

Funding Sources	Prior Years	Fiscal Year 2014-15	Fiscal Year 2015-16	Fiscal Year 2016-17	Fiscal Year 2017-18	Fiscal Year 2018-19	Total
Grant Funding	0	0	0	0	0	0	0
SCWA ZONE 40, Bond Funded	0	0	0	0	0	0	0
SCWA ZONE 40, Paygo	0	0	905,000	0	0	0	905,000